


Emergency Range

EDITION 6



QVIS

LED LIGHTING

QVIS

LED LIGHTING

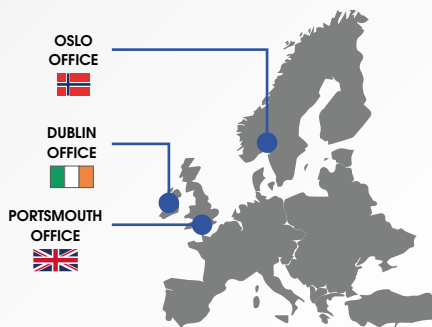
Qvis Lighting has specialised in commercial and industrial LED lighting since 2014, whilst the Qvis brand itself has been established for over ten years, with track record success in many industries. From the outset, Qvis has signed up to the Lighting Industrial Association (LIA) and is actively part of their Quality Assurance program (LIAQA). Similarly, Qvis is part of the Philips enabled licensing community, the manufacturers association (EEF), ICEL emergency association, and an ISO 9001:2015 quality management firm.

Qvis products are fully tested by the LIA independent testing laboratories and have gained membership to the Carbon Trust and the Society of Light and Lighting. Qvis continues to win accolades within the industry, with recognition as an LED supplier with quick high quality bespoke product turnarounds and cutting-edge efficacy across the range. Using the latest LED technology advancements, the Qvis brand is now very much established as an affordable name without compromising on quality or performance.

ACCREDITATION



OUR SUPPLIERS



Contents

Introduction

EXIT SIGNAGE REQUIREMENTS

Page 2

WHERE TO INSTALL

Pages 3 to 5

Bulkhead



LEXUS


Pages 6 to 7

Exit Box




EBOX

Pages 8 to 9



BLADE (RECESSED)

Pages 10 to 11



BLADE (SUSPENDED)

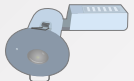
Pages 12 to 13



BLADE (SURFACE)

Pages 14 to 15

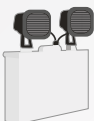
Standalone



QSPOT

Pages 16 to 17


Spotlight



TWINSPOT

Pages 18 to 19

Exit Signage Requirements



The sign must illuminate to 50% at minimum in 5 seconds, with full luminance reached by 60 seconds



The colours must be in accordance to ISO 3864 standards



The luminance of any area of safety colour must be 2 cd/m^2 as a minimum in any direction



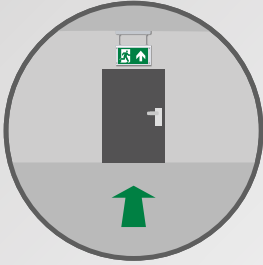
The ratio of maximum to minimum luminance (white or safety colour) must not exceed 10:1



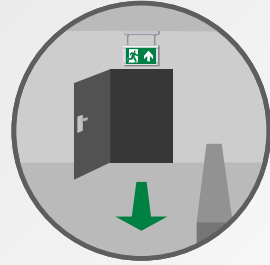
All signs in a building must be of the same type, not mixed

Where to Install


2/3



At each door



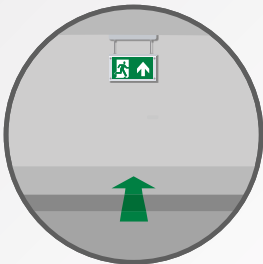
Outside each final exit
/ near obstructions




Near changes
in path direction



Near path
intersections




Any place where the
floor level changes




At each staircase



Illuminating first aid points
and exit/safety signs



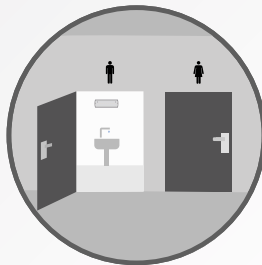
Near each fire alarm



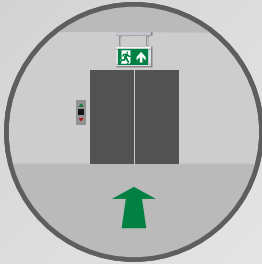
Near fire
fighting equipment



Inside disabled toilets



Inside toilets with 8m² or
more of floor area and no
natural light



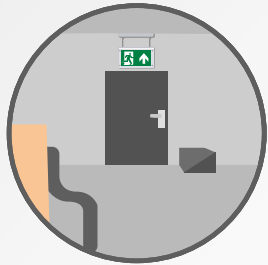
Near and inside lifts



Near escalators and moving walkways



In control and plant rooms
/ electrical cupboards



In rooms with no
natural lighting



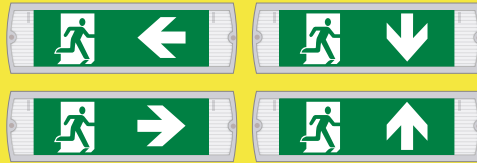
There should be a minimum
of two fittings per
fire compartment

Lexus

Bulkhead



COMES WITH LEGEND PACK



LEXUS-3NW

3W
POWER

150
LUMENS

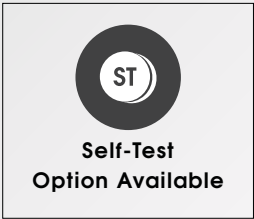
ADD /ST FOR
SELF-TEST

EPISTAR **Q-DRIVE**
LEDs inside Driver as standard






Complete with Legend Pack
(Man in Door, Arrow Up/Down/
Left/Right)



Self-Test
Option Available



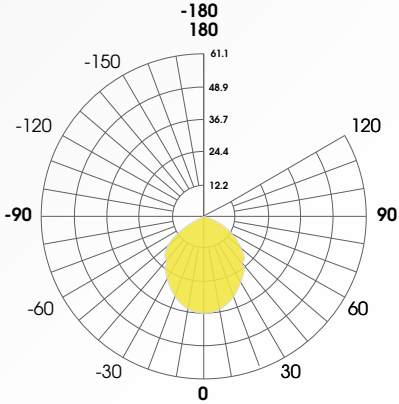
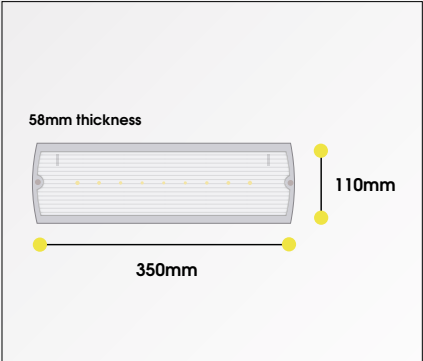
Polycarbonate
Housing



Ceiling or Wall
Mounted




Internal or
External Use



Ebox

Exit Box



ALL DIRECTIONS INCLUDED



EBOX-3/ST

4W
POWER

REMOVE /ST FOR
NON SELF-TEST

EPISTAR **Q-DRIVE**

LEDs inside Driver as standard






White Powder Coated Steel Housing



30m Viewing Distance



Self-Test as Standard



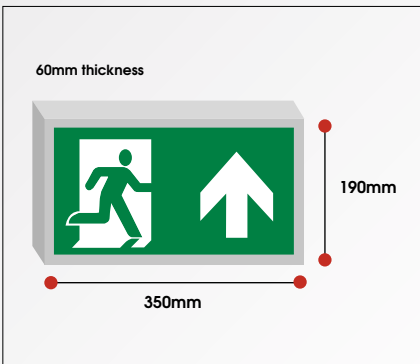
Internal Use



Wall Mounted



Complete with Legend (Man in Door, Arrow Up as Standard)



FEATURES TWO DIFFUSERS FOR EXTRA LIGHT BELOW FITTING

Blade

Exit Box (Recessed)



ALL DIRECTIONS INCLUDED



BLADE-3/R/ST

3W
POWER

150
LUMENS

REMOVE /ST FOR
NON SELF-TEST



EPISTAR **Q-DRIVE**

LEDs inside Driver as standard





**Self-Test
as Standard**



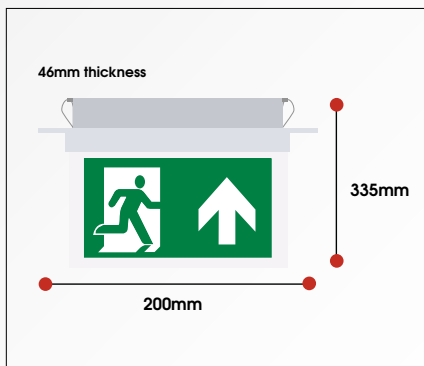
**24m Viewing
Distance**



**Recessed
Mounted**



**Complete with Legend
(Man in Door, Arrow Up as Standard)**




Blade

Exit Box (Suspended)

Blade (Sus)



VIEW ON OUR WEBSITE



ALL DIRECTIONS INCLUDED



BLADE-3/SUS/ST

3W
POWER

150
LUMENS

REMOVE /ST FOR
NON SELF-TEST


EPISTAR **Q-DRIVE**

LEDs inside Driver as standard





Self-Test as Standard



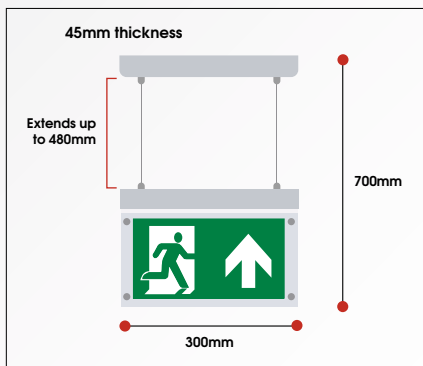
24m Viewing Distance



Ceiling Mounted



Complete with Legend
(Man in Door, Arrow Up as Standard)



Blade

Exit Box (Surface)



ALL DIRECTIONS INCLUDED



BLADE-3/S/ST

3W
POWER

150
LUMENS

REMOVE /ST FOR
NON SELF-TEST


EPISTAR **Q-DRIVE**

LEDs inside Driver as standard





Self-Test
as Standard



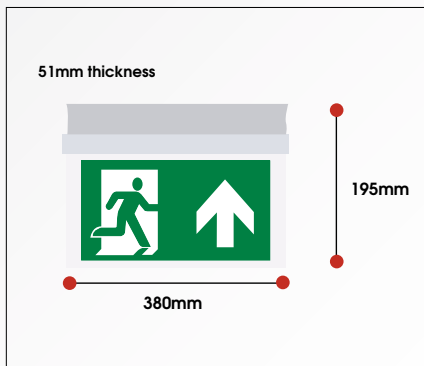
24m Viewing
Distance



Ceiling or Wall
Mounted




Complete with Legend
(Man in Door, Arrow Up as Standard)



QSpot

Self-testing Standalone



Q-SPOT-1W-3H-L

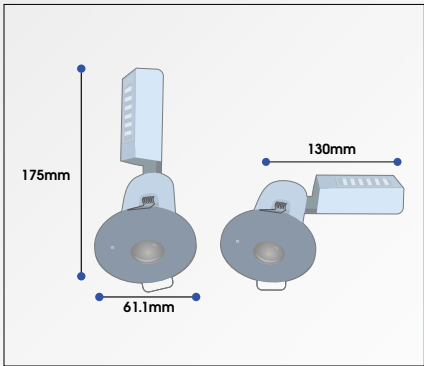
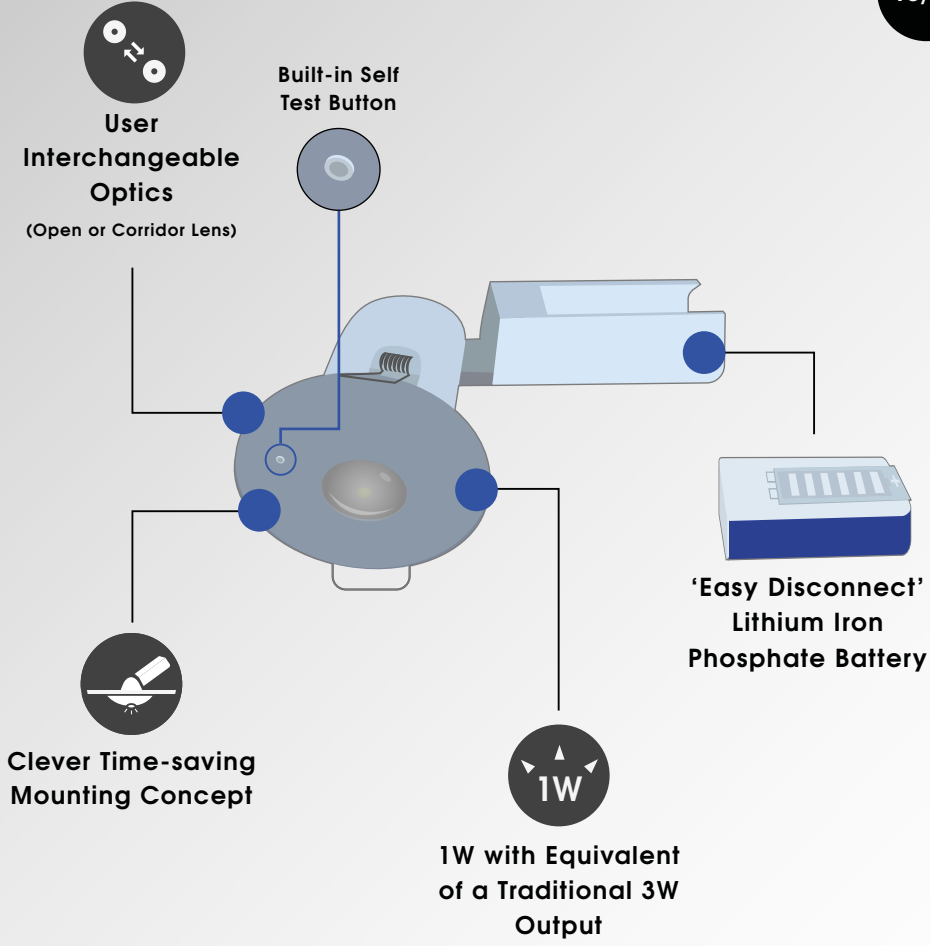
1W
POWER

135
LUMENS

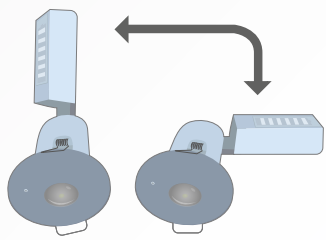
EPISTAR **Q-DRIVE**

LEDs inside Driver as standard





Horizontal or Vertical Installation




Twin Spot

Spotlight

Twin Spot



VIEW ON OUR WEBSITE



TWIN-2X5NW

10W
POWER

550
LUMENS

EPISTAR **Q-DRIVE**

LEDs inside Driver as standard





Wall Mounted



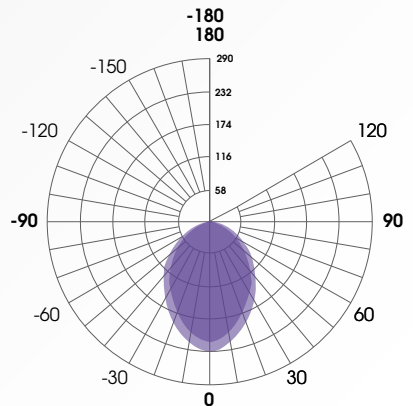
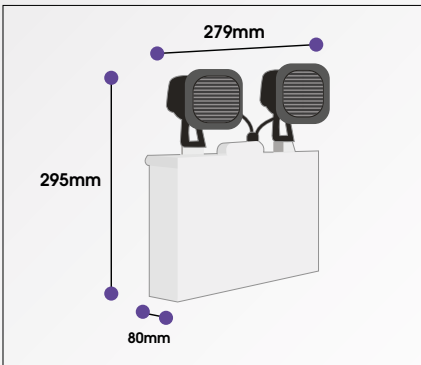
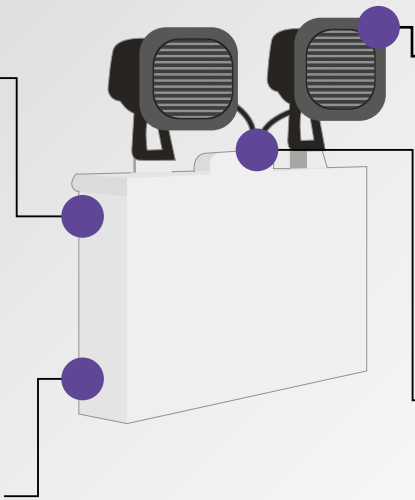
Twin Array



Polycarbonate Housing

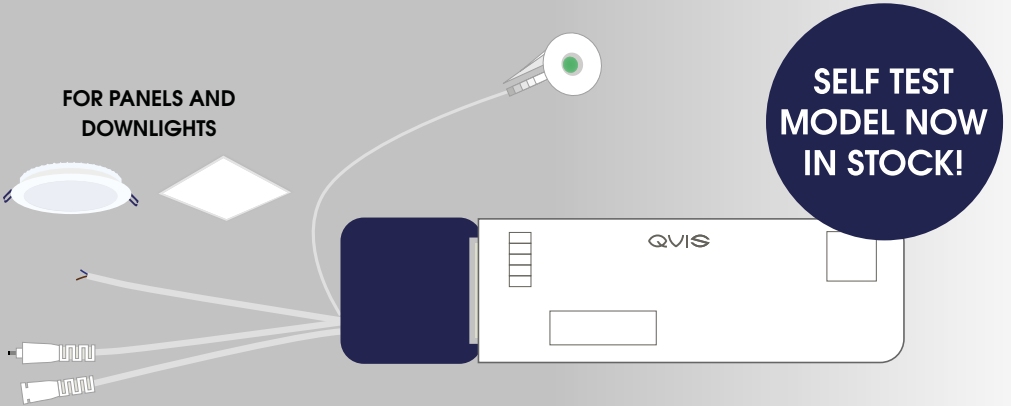


IP65 Rated as Standard



Unibat

Universal Emergency Pack




Our universally compatible emergency pack uses LiFePO4 battery technology, offering longer life expectancy and a lower running cost over traditional Ni-Cad emergency kits.

- Manual and Self-Test versions available
- 3 hour duration when activated
- Automatic output shutdown if LED load is out of range
- Electronic charge system
- Deep discharge protection
- Polarity reversal protection

**STANDARD MODEL:
UNIBAT-LIFEPO4/EW**

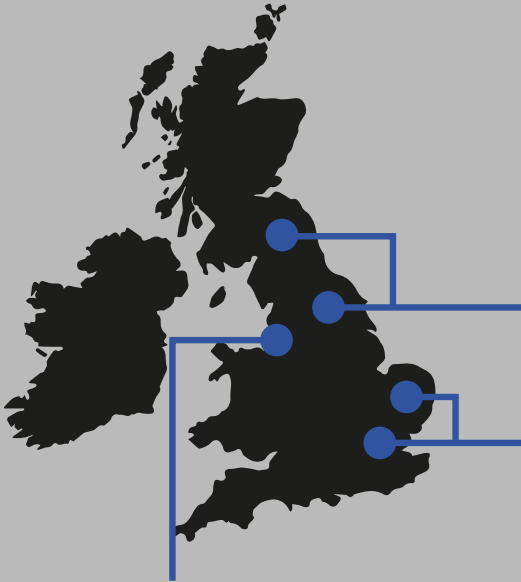
**SELF-TEST MODEL:
UNIBAT-LIFEPO4/EW/ST**

For more information, visit the Qvis LED website!



Find us at www.qvisled.com

CONTACT YOUR LOCAL REP



Nick (NORTH & MIDLANDS)

) 07741163721

Roxanne (E. ANGLIA & LONDON)

) 07741163917

Eva (MANCHESTER)

) 07741163914

QVIS
LED LIGHTING

Affordability Without Compromise

ADDRESS:

Qvis HQ, 36 New Lane, Havant, Hampshire, PO9 2JL

OPENING TIMES:

Monday to Friday - 8.00am to 5.30pm GMT

CONTACT US:

Call: +44 (0) 2393 870 050 Email: sales@qvislighting.com Website: www.qvisled.com