





WNT 2.5

2.5 mm²

WNT 4

4 mm²



Width/Height/Depth	mm
max. current / max. cond. cross-section	A
Max. clamping range	mm ²

5.1 x 60 x 46.5	
32 / 4	NT
0.13...4	

6.1 x 60 x 46.5	
41 / 6	NT
0.13...6	

Technical data

Rated data	
Rated voltage	V
Rated current	A
for wire cross-section	mm ²
Rated impulse withstand voltage / Pollution severity	
Gauge to IEC 60947-1 / UL 94 flammability rating	
Approvals	
Clamped conductors (H05V/H07V)	
Solid / Stranded	mm ²
Flexible / Flexible with ferrule	mm ²
Tightening torque / Clamping screw	Nm
Tightening torque Separating screw	-
Stripping length / Blade size	mm/-

In accordance with IEC 60947-7-1

IEC	UL	CSA	EN 60079-7
400	600	600	
24	25	20	
2.5	AWG 26...12	AWG 26...12	
6 kV / 3			
A3 / V-0			

In accordance with IEC 60947-7-1

IEC	UL	CSA	EN 60079-7
400	600	600	
32	35	25	
4	AWG 26...10	AWG 26...10	
6 kV / 3			
A4 / V-0			



Rated connection	
0.5...4 / 1.5...4	
0.5...4	
0.4...0.6 / (M 2.5)	
10 / 0.6 x 3.5 mm	



Rated connection	
0.5...6 / 1.5...6	
0.5...6	
0.5...1 / (M 3)	
10 / 0.6 x 3.5 mm	

Note

Tightening torque, N-isolator 0.4...0.6 Nm

Tightening torque, N-isolator 0.4...0.8 Nm

Ordering data

Version	dark beige
	Blue
Note	

Type	Qty.	Order No.
WNT 2.5 10X3 BE	100	1010600000
WNT 2.5 10X3	100	1010680000

Type	Qty.	Order No.
WNT 4 10X3	100	1010780000

Accessories

End plate / Partition plate	
	dark beige
	Blue
Support bracket for 10 x 3 (required every 20 cm)	
	Blue
End bracket	
	dark beige
Screwdriver	
	With "swifty set" cutting device
	Standard
Busbar 10 x 3 (140 A)	
Clamping yoke for power supply to 10 x 3 busbars	
	Rigid / flexible 0.5 - 6 / 4 mm ²
	Rigid / flexible 6 - 16 mm ²
	flexible 16 - 35 mm ²
Marking tags	


Type	Qty.	Order No.
WAP 2.5-10	50	1050000000
WAP 2.5-10 BL	50	1050080000
WHP 2.5-35N/10X3 BL	20	1050280000
WEW 35/2	50	1061200000
SWIFTY SET	1	9006060000
SDS 0.6X3.5X100	1	2749340000
SSCH 10X3X1000 CU/SN 140 A	1	0348900000
ZB 4	50	0316500000
ZB 16 ZKSC	50	0316600000
ZB 35/M6X16	20	0266500000
DEK 5/5 MC NE WS	1000	1609801044
WS 12/5 MC NE WS	720	1609860000

Type	Qty.	Order No.
WAP 2.5-10	50	1050000000
WAP 2.5-10 BL	50	1050080000
WHP 2.5-35N/10X3 BL	20	1050280000
WEW 35/2	50	1061200000
SWIFTY SET	1	9006060000
SDS 0.6X3.5X100	1	2749340000
SSCH 10X3X1000 CU/SN 140 A	1	0348900000
ZB 4	50	0316500000
ZB 16 ZKSC	50	0316600000
ZB 35/M6X16	20	0266500000
DEK 5/5 MC NE WS	1000	1609801044
WS 12/5 MC NE WS	720	1609860000


For detailed information on other accessories and application in the online catalogue

WNT 6

6 mm²



7.9 x 60 x 46.5
57 / 10
0.5...10



In accordance with IEC 60947-7-1

IEC	UL	CSA	EN 60079-7
400	600	600	
41	45	35	
6	AWG 20...8	AWG 26...8	
6 kV / 3			
A5 / V-0			



Rated connection

0.5...10 / 1.5...10

0.5...10

0.8...1.2 / (M 3.5)

12 / 4.0 x 0.8 mm

Tightening torque, N-isolator 0.8...1.6 Nm

Type	Qty.	Order No.
WNT 6 10X3	50	1010880000


Type	Qty.	Order No.	
WAP 2.5-10	50	1050000000	
WAP 2.5-10 BL	50	1050080000	
WHP 2.5-35N/10X3 BL	20	1050280000	
WEW 35/2	50	1061200000	
SWIFTY SET	1	9006060000	
SDS 0.6X3.5X100	1	2749340000	
SSCH 10X3X1000 CU/SN	140 A	1	0348900000
ZB 4	50	0316500000	
ZB 16 ZKSC	50	0316600000	
ZB 35/M6X16	20	0266500000	
DEK 5/5 MC NE WS	1000	1609801044	
WS 12/5 MC NE WS	720	1609860000	

WNT 10

10 mm²



9.9 x 60 x 46.5
76 / 16
1.31...16



In accordance with IEC 60947-7-1

IEC	UL	CSA	EN 60079-7
400	600	600	
57	60	50	
10	AWG 16...8	AWG 16...6	
6 kV / 3			
B6 / V-0			



Rated connection

1.5...16 / 1.5...16

1.5...16

1.2...2 / (M 4)

12 / 1.0 x 5.5 mm


Tightening torque, N-isolator 0.8...1.6 Nm.

Type	Qty.	Order No.
WNT 10 10X3 BE	50	1010900000
WNT 10 10X3	50	1010980000


Type	Qty.	Order No.	
WAP 2.5-10	50	1050000000	
WAP 2.5-10 BL	50	1050080000	
WHP 2.5-35N/10X3 BL	20	1050280000	
WEW 35/2	50	1061200000	
SWIFTY SET	1	9006060000	
SDS 0.6X3.5X100	1	2749340000	
SSCH 10X3X1000 CU/SN	140 A	1	0348900000
ZB 4	50	0316500000	
ZB 16 ZKSC	50	0316600000	
ZB 35/M6X16	20	0266500000	
DEK 5/5 MC NE WS	1000	1609801044	
WS 12/5 MC NE WS	720	1609860000	

WNT 16N

16 mm²



12 x 60 x 46.5
101 / 25
1.5...25



In accordance with IEC 60947-7-1

IEC	UL	CSA	EN 60079-7
400	300	300	
76	65	65	
16	AWG 14...6	AWG 14...6	
6 kV / 3			
B7 / V-0			



Rated connection

1.5...16 / 1.5...25

1.5...16

1.2...2.2 / (M 4)

12 / 1.0 x 5.5 mm

Tightening torque, N-isolator 0.8...1.6 Nm.

Type	Qty.	Order No.
WNT 16N 10X3	50	1019000000

Type	Qty.	Order No.	
WAP 2.5-10	50	1050000000	
WAP 2.5-10 BL	50	1050080000	
WHP 2.5-35N/10X3 BL	20	1050280000	
WEW 35/2	50	1061200000	
SWIFTY SET	1	9006060000	
SDS 0.6X3.5X100	1	2749340000	
SSCH 10X3X1000 CU/SN	140 A	1	0348900000
ZB 4	50	0316500000	
ZB 16 ZKSC	50	0316600000	
ZB 35/M6X16	20	0266500000	
DEK 5/5 MC NE WS	1000	1609801044	
WS 12/5 MC NE WS	720	1609860000	






WNT 35N

35 mm²

Compact design



Width/Height/Depth	mm
max. current / max. cond. cross-section	A
Max. clamping range	mm ²

16 x 66 x 50.5	NT
140 / 50	— —○
2.5...50	

Technical data

Rated data	
Rated voltage	V
Rated current	A
for wire cross-section	mm ²
Rated impulse withstand voltage / Pollution severity	
Gauge to IEC 60947-1 / UL 94 flammability rating	
Approvals	
Clamped conductors (H05V/H07V)	
Solid / Stranded	mm ²
Flexible / Flexible with ferrule	mm ²
Tightening torque / Clamping screw	Nm
Tightening torque Separating screw	-
Stripping length / Blade size	mm/-

In accordance with IEC 60947-7-1

IEC	UL	CSA	EN 60079-7
400			
125			
35			
		6 kV / 3	
		B8 / V-0	

CE

Rated connection	
2.5...16 / 2.5...50	
2.5...35	
4...5 / (M 6)	
18 / 6.5 x 1.2 mm	

Tightening torque, N-isolator: 1.2...2.4 Nm

Note

Ordering data

Version	dark beige
	Blue
Note	

Type	Qty.	Order No.
WNT 35N 10X3	20	1718550000

Accessories

End plate / Partition plate	dark beige
	Blue
Support bracket for 10 x 3 (required every 20 cm)	Blue
End bracket	dark beige
Screwdriver	With "swifty set" cutting device
	Standard
Busbar 10 x 3 (140 A)	
Clamping yoke for power supply to 10 x 3 busbars	Rigid / flexible 0.5 - 6 / 4 mm ²
	Rigid / flexible 6 - 16 mm ²
	flexible 16 - 35 mm ²
Marking tags	


Type	Qty.	Order No.
WAP 2.5-10	50	1050000000
WAP 2.5-10 BL	50	1050080000
WHP 2.5-35N/10X3 BL	20	1050280000
WEW 35/2	50	1061200000
SWIFTY SET	1	9006060000
SDS 0.6X3.5X100	1	2749340000
SSCH 10X3X1000 CU/SN	140 A	0348900000
ZB 4	50	0316500000
ZB 16 ZKSC	50	0316600000
ZB 35/M6X16	20	0266500000
DEK 5/5 MC NE WS	1000	1609801044
WS 12/5 MC NE WS	720	1609860000

For detailed information on other accessories and application in the online catalogue

WNT 70N

70 mm²

Compact design



20.5 x 75 x 85	NT
140 / 95	— —○
10...95	

In accordance with IEC 60947-7-1

IEC	UL	CSA	EN 60079-7
400	600		
140	175		
70	AWG 6...0		
		6 kV / 3	
		B11 / V-0	

CE

Rated connection	
10...16 / 10...95	
10...70	
6...12 / (M 8)	
22 / S6 (DIN 6911)	

Tightening torque, N-isolator 2.5...5.0 Nm

Type	Qty.	Order No.
WNT 70N/35	10	9512210000

Type	Qty.	Order No.
WAP 2.5-10	50	1050000000
WAP 2.5-10 BL	50	1050080000
WHP 2.5-35N/10X3 BL	20	1050280000
WEW 35/2	50	1061200000
SWIFTY SET	1	9006060000
SDS 0.6X3.5X100	1	2749340000
SSCH 10X3X1000 CU/SN	140 A	0348900000
ZB 4	50	0316500000
ZB 16 ZKSC	50	0316600000
ZB 35/M6X16	20	0266500000
DEK 5/5 MC NE WS	1000	1609801044
WS 12/5 MC NE WS	720	1609860000

