

Screw connection with clamping yoke technology (W-Series)

PE terminal blocks

WPE 1.5/R3.5

1.5 mm²

Protective earth terminal for TS 15



WPE 1.5/ZZ

1.5 mm²

Twin connection



Width/Height/Depth	mm
max. current / max. cond. cross-section	-/mm ²
Max. clamping range	mm ²

3.5 x 24.5 x 24	
/ 1.5	
0.13...1.5	

5.1 x 60 x 46.5	
/ 2.5	
0.13...2.5	

Technical data

Rated data	
for wire cross-section	mm ²
Rated voltage to adjoining terminal	V
Rated impulse withstand voltage to adjacent terminal	kV
Rated short-time current	
Pollution severity	
Gauge to IEC 60947-1 / UL 94 flammability rating	
Approvals	

IEC 60947-7-2 Ex eb II C Gb II 2 G D

IEC	UL	CSA	EN 60079-7
1.5	AWG 26...18	AWG 26...18	2.5 mm ²
400			
6			
180 A (1.5 mm ²)			
3			
A1 / V-0			

IEC 60947-7-2 Ex eb II C Gb II 2 G D

IEC	UL	CSA	EN 60079-7
1.5	AWG 26...14	AWG 26...14	2.5 mm ²
800			
8			
180 A (1.5 mm ²)			
3			
A1 / V-0			

Clamped conductors (H05V/H07V)

Solid / Stranded	mm ²
Flexible / Flexible with ferrule	mm ²
Tightening torque / Clamping screw	Nm
Tightening torque for fixing screw	
Stripping length / Blade size	mm

Rated connection		
0.5...1.5 / 1.5...1.5		
0.5...1.5 / 0.5...0.5		
0.3...0.3 / (M 2)		
7 / 0.4 x 2.5 mm		

Rated connection		
0.5...2.5 / 1.5...2.5		
0.5...1.5 / 0.5...1.5		
0.4...0.6 / (M 2.5)		
0.4...0.6 Nm		
7 / 0.6 x 3.5 mm		

Note

Ordering data

Version	Green/yellow green/yellow
---------	------------------------------

Type	Qty.	Order No.
WPE 1.5/R3.5	50	1798460000

Type	Qty.	Order No.
WPE 1.5/ZZ	50	1016500000

Note

Accessories

End plate / Partition plate	dark beige
End bracket	dark beige
Screwdriver	Standard
Marking tags	

Type	Qty.	Order No.
WAP WDU1.5/R3.5	20	1754190000
EW 15	50	0382860000
DEK 5/3.5 MC NE WS	500	1755270000
DEK 5/3.5 MM WS	1000	2007100000

Type	Qty.	Order No.
WAP 2.5-10	50	1050000000
WEW 35/2	50	1061200000
SDS 0.6X3.5X100	1	2749340000
DEK 5/5 MC NE WS	1000	1609801044
WS 12/5 MC NE WS	720	1609860000
DEK 5/5 MM WS	800	2007110000
WS 8/5 MM WS	800	2007150000

For detailed information on other accessories and application in the online catalogue

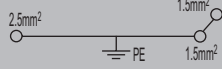
WPE 2.5/1.5/ZR

2.5 mm²

Supplementary connection, right 1.5 mm² & sup 2;



5.1 x 60 x 46.5
/ 4
0.05...4



IEC 60947-7-2 Ex eb II C Gb **Ex** II 2 G D

IEC	UL	CSA	EN 60079-7
2.5	AWG 26...12	AWG 26...12	2.5 mm ²
800			
8			
300 A (2.5 mm ²)			
3			
A3 / V-0			



Rated connection

- 0.5...4 / 1.5...4
- 0.5...4 / 0.5...2.5
- 0.4...0.6 / (M 2.5)
- 0.4...0.6 Nm
- 10 / 0.6 x 3.5 mm

Type	Qty.	Order No.
WPE 2.5/1.5/ZR	50	1016400000

Type	Qty.	Order No.
WAP 2.5-10	50	1050000000
WEW 35/2	50	1061200000
SDS 0.6X3.5X100	1	2749340000
DEK 5/5 MC NE WS	1000	1609801044
WS 12/5 MC NE WS	720	1609860000
DEK 5/5 MM WS	800	2007110000
WS 8/5 MM WS	800	2007150000

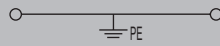
AKE 2.5

2.5 mm²

Protective earth terminal for TS 15



5.1 x 28 x 26
/ 4
0.13...4



IEC 60947-7-2 Ex eb II C Gb **Ex** II 2 G D

IEC	UL	CSA	EN 60079-7
2.5	AWG 26...12	AWG 26...12	4 mm ²
250			
4			
300 A (2.5 mm ²)			
3			
A3 / V-2			



Rated connection


- 0.5...4 / 1.5...2.5
- 0.5...2.5 / 0.5...2.5
- 0.4...0.6 / (M 2.5)
- 7 / 3.0 x 0.5 mm

Type	Qty.	Order No.
AKE 2.5	100	1303360000

Type	Qty.	Order No.
WAP 2.5-10	50	1050000000
EW 15	50	0382860000
SDS 0.6X3.5X100	1	2749340000
DEK 5/5 MC NE WS	1000	1609801044

WPE 2.5

2.5 mm²



5.1 x 60 x 46.5
/ 4
0.05...4



IEC 60947-7-2 Ex eb II C Gb **Ex** II 2 G D

IEC	UL	CSA	EN 60079-7
2.5	AWG 26...12	AWG 26...12	2.5 mm ²
800			
8			
300 A (2.5 mm ²)			
3			
A3 / V-0			



Rated connection

- 0.5...4 / 0.5...4
- 0.5...4 / 0.5...2.5
- 0.4...0.6 / (M 2.5)
- 0.4...0.8 Nm
- 10 / 0.6 x 3.5 mm

Type	Qty.	Order No.
WPE 2.5	100	1010000000

Type	Qty.	Order No.
WAP 2.5-10	50	1050000000
WEW 35/2	50	1061200000
SDS 0.6X3.5X100	1	2749340000
DEK 5/5 MC NE WS	1000	1609801044
WS 12/5 MC NE WS	720	1609860000



Screw connection with clamping yoke technology (W-Series)

PE terminal blocks

Universal range

A

WPE 2.5N

2.5 mm²


Compact design



AKE 4

4 mm²

Protective earth terminal for TS 15



Width/Height/Depth	mm
max. current / max. cond. cross-section	-/mm ²
Max. clamping range	mm ²

5.1 x 54 x 37	
/ 4	
0.05...4	

6.1 x 27 x 29	
/ 4	
0.13...4	

Technical data

Rated data	
for wire cross-section	mm ²
Rated voltage to adjoining terminal	V
Rated impulse withstand voltage to adjacent terminal	kV
Rated short-time current	
Pollution severity	
Gauge to IEC 60947-1 / UL 94 flammability rating	
Approvals	

IEC 60947-7-2 Ex eb II C Gb II 2 G D

IEC	UL	CSA	EN 60079-7
2.5	AWG 26...12	AWG 26...12	2.5 mm ²
500			
6			
300 A (2.5 mm ²)			
3			
A3 / V-0			

IEC 60947-7-2 Ex eb II C Gb II 2 G D

IEC	UL	CSA	EN 60079-7
4	AWG 26...12	AWG 26...12	4 mm ²
500			
6			
480 A (4 mm ²)			
3			
A3 / V-0			

Clamped conductors (H05V/H07V)

Solid / Stranded	mm ²
Flexible / Flexible with ferrule	mm ²
Tightening torque / Clamping screw	Nm
Tightening torque for fixing screw	
Stripping length / Blade size	mm

Rated connection	
0.5...4 / 1.5...4	
0.5...4 / 0.5...2.5	
0.4...0.6 / (M 2.5)	
0.4...0.6 Nm	
10 / 0.6 x 3.5 mm	

Rated connection	
0.5...4 / 1.5...4	
0.5...4 / 0.5...2.5	
0.5...1 / (M 3)	
9 / 0.6 x 3.5 mm	

Note

Ordering data

Version	Green/yellow green/yellow
---------	------------------------------

Note

Type	Qty.	Order No.
WPE 2.5N	50	1016200000

Type	Qty.	Order No.
AKE 4	100	0380260000

Accessories

End plate / Partition plate	dark beige
End bracket	dark beige
Screwdriver	Standard
Marking tags	

Type	Qty.	Order No.
WAP WDU2.5N/4N	50	1060000000
WEW 35/2	50	1061200000
SDS 0.6X3.5X100	1	2749340000
DEK 5/5 MC NE WS	1000	1609801044
WS 12/5 MC NE WS	720	1609860000
DEK 5/5 MM WS	800	2007110000
WS 8/5 MM WS	800	2007150000

Type	Qty.	Order No.
AP AKZ4	20	0294460000
EW 15	50	0382860000
SDS 0.6X3.5X100	1	2749340000
DEK 5/6 MC NE WS	1000	1609820000
DEK 5/6 MM WS	600	2007120000

For detailed information on other accessories and application in the online catalogue