AAP – potential distribution terminal blocks

Potential distribution with separate fusing

	AAP21 10 LO	10 mm²	AAP21 10 FE	10 mm²





		AAP21 10 LO	AAP21 10 FE
Width/Height/Depth	mm	12 x 82 x 53.5	12 x 82 x 53.5
max. current / max. cond. cross-section	A/mm²	**57 / 10**	**/ 10**
Max. clamping range	mm²	**0.5...10**	**0.5...10**

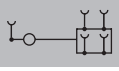

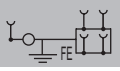

Technical data

Rated data		AAP21 10 LO				AAP21 10 FE			
		IEC	UL	CSA	EN 60079-7	IEC	UL	CSA	EN 60079-7
Rated voltage	V	250	600 (C)	600 (C)			600 (C)	600 (C)	
Rated current	A	57	51	51	57				57
for wire cross-section	mm²	10	AWG 20...6	AWG 20...6	10	10	AWG 20...6	AWG 20...6	10 mm²
Rated impulse withstand voltage / Pollution severity		4 kV / 3				4 kV / 3			
UL 94 flammability rating		V-0				V-0			
Approvals					TUEV17ATEX8063U				TUEV17ATEX8063U
Clamped conductors (H05V/H07V)		**Rated connection**				**Rated connection**			
Solid / Stranded	mm²	0.5...10 / 0.5...10				0.5...10 / 0.5...10			
Flexible / Flexible with ferrule	mm²	0.5...10 / 0.5...10				0.5...10 / 0.5...10			
Stripping length		18 mm				18 mm			
Blade size		1.0 x 5.5 mm				1.0 x 5.5 mm			
Note									

Ex ec II C Gc II 2 G D — In accordance with IEC 60947-7-1

Ex ec II C Gc II 2 G D — In accordance with IEC 60947-7-2

Ordering data

Version	AAP21 10 LO			AAP21 10 FE		
	Type	Qty.	Order No.	Type	Qty.	Order No.
beige / red pusher	AAP21 10 LO RD	20	**2428910000**			
beige / blue pusher	AAP21 10 LO BL	20	**2428940000**	AAP21 10 FE	20	**2428920000**
beige / orange pusher	AAP21 10 LO OR	20	**2581690000**			
blue / orange pusher						
Note						

Accessories

Plug-in cross-connection	AAP21 10 LO				AAP21 10 FE			
	Type		Qty.	Order No.	Type		Qty.	Order No.
2-pole/ red	ZQV 4N/2 RD	32 A	60	**2460450000**	ZQV 4N/2 RD	32 A	60	**2460450000**
10-pole / red	ZQV 4N/10 RD	32 A	20	**2460740000**	ZQV 4N/10 RD	32 A	20	**2460740000**
2-pole / blue	ZQV 4N/2 BL	32 A	60	**1528040000**	ZQV 4N/2 BL	32 A	60	**1528040000**
10-pole/ blue	ZQV 4N/10 BL	32 A	20	**1528230000**	ZQV 4N/10 BL	32 A	20	**1528230000**
End plate / Partition plate								
	AEP AP21		20	**2429020000**	AEP AP21		20	**2429020000**
End bracket								
dark beige, screwable	AEB 35 SC/1		50	**1991920000**	AEB 35 SC/1		50	**1991920000**
dark beige, direct mounting	AEB 35 SCL/1 V0		20	**2661280000**	AEB 35 SCL/1 V0		20	**2661280000**
dark beige								
Test adapter								
1-pole	ATPG 1.5-10 L	0.2 A	50	**1991890000**	ATPG 1.5-10 L	0.2 A	50	**1991890000**
Test plug								
	PS 2.0 MC		20	**0310000000**	PS 2.0 MC		20	**0310000000**
Screwdriver								
Standard	SDIL 0,6X3,5X100		1	**2749140000**	SDIL 0,6X3,5X100		1	**2749140000**
Marking tags								
	DEK 5/5 PLUS MC NE WS		1000	**1854490000**	DEK 5/5 PLUS MC NE WS		1000	**1854490000**
	DEK 5/8 PLUS MC NE WS		800	**1046350000**	DEK 5/8 PLUS MC NE WS		800	**1046350000**
	WS 10/8 PLUS MC NE WS		420	**1905950000**	WS 10/8 PLUS MC NE WS		420	**1905950000**

For detailed information on other accessories and application in the online catalogue

AAP21 10 LO — 10 mm²



12 x 82 x 53.5
57 / 10
0.5...10

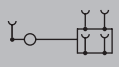

In accordance with IEC 60947-7-1 — Ex ec II C Gc II 2 G D

IEC	UL	CSA	EN 60079-7
250	600 (C)	600 (C)	
57	51	51	57
10	AWG 20...6	AWG 20...6	10
4 kV / 3			
V-0			
			TUEV17ATEX8063U

Rated connection
0.5...10 / 0.5...10
0.5...10 / 0.5...10
18 mm
1.0 x 5.5 mm

Type		Qty.	Order No.
AAP21 10 LO BL/OR		20	2581800000
ZQV 4N/2 RD	32 A	60	2460450000
ZQV 4N/10 RD	32 A	20	2460740000
ZQV 4N/2 BL	32 A	60	1528040000
ZQV 4N/10 BL	32 A	20	1528230000
AEP AP21		20	2429020000
AEB 35 SC/1		50	1991920000
AEB 35 SCL/1 V0		20	2661280000
ATPG 1.5-10 L	0.2 A	50	1991890000
PS 2.0 MC		20	0310000000
SDIL 0,6X3,5X100		1	2749140000
DEK 5/5 PLUS MC NE WS		1000	1854490000
DEK 5/8 PLUS MC NE WS		800	1046350000
WS 10/8 PLUS MC NE WS		420	1905950000

AAP21 4 LI — 4 mm²



6.1 x 82 x 53.5
32 / 4
0.14...4



In accordance with IEC 60947-7-1 — Ex ec II C Gc II 2 G D

IEC	UL	CSA	EN 60079-7
250	300 (C)	300 (C)	
32	20	20	32
4	AWG 26...10	AWG 26...10	4 mm²
4 kV / 3			
V-0			
			TUEV17ATEX8063U

Rated connection
0.5...4 / 0.5...4
0.5...4 / 0.5...4
12 mm
0.6 x 3.5 mm

Type		Qty.	Order No.
AAP21 4 LI RD		50	2428930000
AAP21 4 LI BL		50	2428960000
AAP21 4 LI OR		50	2581700000
ZQV 4N/2 RD	32 A	60	2460450000
ZQV 4N/10 RD	32 A	20	2460740000
ZQV 4N/2 BL	32 A	60	1528040000
ZQV 4N/10 BL	32 A	20	1528230000
AEP AP21		20	2429020000
AEB 35 SC/1		50	1991920000
ZEW 35/2		20	8630740000
ATPG 1.5-10 L	0.2 A	50	1991890000
PS 2.0 MC		20	0310000000
SDIL 0,6X3,5X100		1	2749140000
WS 10/6 M PLUS MC NE WS		600	2003780000
DEK 5/6 MM WS		600	2007120000
DEK 5/6 PLUS MC NE WS		1000	1011320000
WS 8/6 MM WS		600	2007160000

AAP21 4 LI — 4 mm²



6.1 x 82 x 53.5
32 / 4
0.14...4



In accordance with IEC 60947-7-1 — Ex ec II C Gc II 2 G D

IEC	UL	CSA	EN 60079-7
250	300 (C)	300 (C)	
32	20	20	32
4	AWG 26...10	AWG 26...10	4 mm²
4 kV / 3			
V-0			
			TUEV17ATEX8063U

Rated connection
0.5...4 / 0.5...4
0.5...4 / 0.5...4
12 mm
0.6 x 3.5 mm

Type		Qty.	Order No.
AAP21 4 LI BL/OR		50	2582530000
ZQV 4N/2 RD	32 A	60	2460450000
ZQV 4N/10 RD	32 A	20	2460740000
ZQV 4N/2 BL	32 A	60	1528040000
ZQV 4N/10 BL	32 A	20	1528230000
AEP AP21		20	2429020000
AEB 35 SC/1		50	1991920000
ZEW 35/2		20	8630740000
ATPG 1.5-10 L	0.2 A	50	1991890000
PS 2.0 MC		20	0310000000
SDIL 0,6X3,5X100		1	2749140000
WS 10/6 M PLUS MC NE WS		600	2003780000
DEK 5/6 MM WS		600	2007120000
DEK 5/6 PLUS MC NE WS		1000	1011320000
WS 8/6 MM WS		600	2007160000

AAP – potential distribution terminal blocks

		AAP21 4 FS	4 mm²	AAP21 4 DT	4 mm²
Width/Height/Depth	mm	6.1 x 82 x 82		6.1 x 82 x 55	
max. current / max. cond. cross-section	A/mm²	**6.3 / 4**		**20 / 4**	
Max. clamping range	mm²	**0.14...4**		**0.14...4**	





Technical data

		AAP21 4 FS				AAP21 4 DT			
Rated data									
Rated voltage	V	250	150 (C)			250	150 (C)	150 (C)	
Rated current	A	6.3	10		6.3	20	20	20	19
for wire cross-section	mm²	4	AWG 26...10		4 mm²	4	AWG 26...10	AWG 26...10	4 mm²
Rated impulse withstand voltage / Pollution severity		4 kV / 3				4 kV / 3			
UL 94 flammability rating		V-0				V-0			
Approvals					TUEV17ATEX8064U				TUEV16ATEX7939U
Clamped conductors (H05V/H07V)		**Rated connection**				**Rated connection**			
Solid / Stranded	mm²	0.5...4 / 0.5...4				0.5...4 / 0.5...4			
Flexible / Flexible with ferrule	mm²	0.5...4 / 0.5...4				0.5...4 / 0.5...4			
Stripping length		12 mm				12 mm			
Blade size		0.6 x 3.5 mm				0.6 x 3.5 mm			
Note									

In accordance with IEC 60947-7-3 — Ex ec II C Gc II 2 G D

In accordance with IEC 60947-7-1 — Ex ec II C Gc II 2 G D

Ordering data

Version	AAP21 4 FS Type	Qty.	Order No.	AAP21 4 DT Type	Qty.	Order No.
beige / red pusher, 250 V AC/DC, without LED	AAP21 4 FS	50	**2428950000**			
beige / red pusher, 10-36 V AC/DC, with LED	AAP21 4 FS 10-36V	50	**2458990000**			
beige / red pusher, 30-70 V AC/DC, with LED	AAP21 4 FS 30-70V	50	**2460200000**			
beige / red pusher, 60-150 V AC/DC, with LED	AAP21 4 FS 60-150V	50	**2460190000**			
beige / red pusher, 100-250 V AC/DC, with LED	AAP21 4 FS 100-250V	50	**2460180000**			
beige / orange pusher, 250 V AC/DC, without LED	AAP21 4 FS OR	50	**2581720000**			
beige / orange pusher, 100-250 V AC/DC, with LED	AAP21 4 FS 100-250V OR	50	**2581790000**			
beige / blue pusher				AAP21 4 DT	50	**2428980000**
beige / orange pusher				AAP21 4 DT OR	50	**2581710000**
blue / orange pusher				AAP21 4 DT BL/OR	50	**2582520000**
Note						

Accessories

	AAP21 4 FS Type		Qty.	Order No.	AAP21 4 DT Type		Qty.	Order No.
Plug-in cross-connection								
2-pole/ red	ZQV 4N/2 RD	32 A	60	**2460450000**				
10-pole / red	ZQV 4N/10 RD	32 A	20	**2460740000**				
2-pole / blue					ZQV 4N/2 BL	32 A	60	**1528040000**
10-pole/ blue					ZQV 4N/10 BL	32 A	20	**1528230000**
End plate / Partition plate								
	AEP AP21		20	**2429020000**	AEP AP21		20	**2429020000**
End bracket								
dark beige, screwable	AEB 35 SC/1		50	**1991920000**	AEB 35 SC/1		50	**1991920000**
dark beige, direct mounting	AEB 35 SCL/1 V0		20	**2661280000**	AEB 35 SCL/1 V0		20	**2661280000**
Test plug								
	PS 2.0 MC		20	**0310000000**				
Screwdriver								
Standard	SDIL 0,6X3,5X100		1	**2749140000**	SDIL 0,6X3,5X100		1	**2749140000**
Marking tags								
	WS 10/6 M PLUS MC NE WS		600	**2003780000**	WS 10/6 M PLUS MC NE WS		600	**2003780000**
	DEK 5/6 MM WS		600	**2007120000**	DEK 5/6 MM WS		600	**2007120000**
	WS 8/6 MM WS		600	**2007160000**	WS 8/6 MM WS		600	**2007160000**
	DEK 5/6 PLUS MC NE WS		1000	**1011320000**	DEK 5/6 PLUS MC NE WS		1000	**1011320000**
G-fuse cartridge, 5 x 20 mm (IEC 60127-2)								
0.25 A fast	G 20/0.25A/F	0.25 A	10	**0430500000**				
0.50 A fast	G 20/0.50A/F	0.5 A	10	**0430600000**				
1.00 A fast	G 20/1.00A/F	1 A	10	**0430700000**				
2.00 A fast	G 20/2.00A/F	2 A	10	**0430900000**				
For detailed information on other accessories and application in the online catalogue								