




COLLINGWOOD  
LIGHTING

01604 495 151  
collingwoodlighting.com

 /collingwoodlighting

 /collingwoodlighting

 collingwoodled

# PS1524

24V Driver

## FEATURES

IP rating	IP20
Wattage	15W
Intended light source	LED

## INSTALLATION INFORMATION

Double Insulation	Yes
Inrush Current	28A 0.02ms
Efficiency	>84%
Construction Material	Plastic
Weight	80g
SELV	Yes
Electric Class (1, 2, 3)	2

## GUARANTEE / WARRANTY

3 Years

## FEATURES & BENEFITS

## ACCESSORIES

No accessories required

## PRODUCT CODES

Product code	Description
PS1524	15W 24V IP20 Driver

## ELECTRICAL CHARACTERISTICS

Wattage	Input (mA)	Input (V)	Drive Current (mA)	Output (V)	Power factor
15W	0.08A	220-240V AC	0.625A max.	24V DC	>0.5

103mm



35.5mm