

GROUND LIGHTS SPECIFICATION SHEET



GL016 SQ

1W, 95lm square ground light

FEATURES

IK rating	IK09
IP rating	IP68
Colour flexibility	Fixed colour
Walk Over / Drive Over	Walk over (5mm toughened glass)
Input	350mA / 700mA
LED Lifetime	70,000h L70 B10
CRI	>80Ra
SDCM	3SDCM

INSTALLATION INFORMATION

Cut Out Size	Ø 50mm
Bathroom zone	0
Efficiency	DRIVER DEPENDANT
Construction Material	Stainless steel (316)
Weight	400g
Maximum ambient temperature	50°C
Electric Class (1, 2, 3)	3

PHOTOMETRICS @ 25°C

Product code	Wattage	Colour	Beam angle	350mA			700mA		
				lm	lm/W	lx @ 1m	lm	lm/W	lx @ 1m
GL016 SQ NW	1W (350mA) 2W (700mA)	4000K	26°	95	95	267	140	70	381
GL016 SQ WW	1W (350mA) 2W (700mA)	3000K	26°	75	75	210	135	68	379
GL016 SQ 27	1W (350mA) 2W (700mA)	2700K	26°	70	70	196	120	60	337
GL016 SQ BLUE	1W (350mA) 2W (700mA)	Blue	26°	20	20	28	20	10	56

WIRING INFORMATION

Cable / Flying Lead	1m (H05RN-F) rubberised cable (outside diameter: 6mm)
Type of Wiring Required	Series

LED DRIVERS

Product code	Input	SELV	Dimming	Bathroom zone	Min	Max
PLU/350 1-9	220-240V	Yes	No	1	1	9
PLD UNI-DRIVE 350MA	N/A	Yes	Yes (1-10V)	2	1	10
PLU/700 3-9	N/A	Yes	No	1	3	9


ACCESSORIES


JB2 / JB4 / JB6	IP68 waterproof connectors
TUBE/50	Installation tube
WCR 275 BLACK	2-core rubber cable
PDC/GRID DIMMER	Grid dimmer kit for multiple fitting types




COLLINGWOOD
LIGHTING

01604 495 151
collingwoodlighting.com

 /collingwoodlighting

 /collingwoodlighting

 collingwoodled

GUARANTEE / WARRANTY

7 year extended warranty

FEATURES & BENEFITS

Can be powered by either a 350mA or 700mA low voltage driver, depending on desired light output

Robust cable for outdoor use

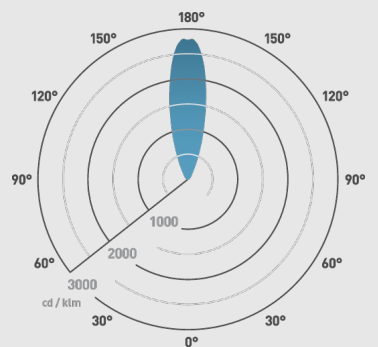
Shallow depth for easy installation

Marine-grade stainless steel 316

Light source energy efficiency:



Beam angle: 26°



60x60mm

