



WALL LIGHTS SPECIFICATION SHEET




COLLINGWOOD
LIGHTING

01604 495 151
collingwoodlighting.com

 /collingwoodlighting

 /collingwoodlighting

 collingwoodled

WL041IP

Straight to mains, fan effect LED wall light

FEATURES

IP rating	IP65
Colour flexibility	Fixed colour
Tilttable	No
Dimmable	No
Input	220-240V 50/60Hz
LED Lifetime	70,000h L70 B10
CRI	>80Ra
SDCM	3SDCM

INSTALLATION INFORMATION

Bathroom zone	2
Inrush Current	9A 0.8ms
Construction Material	Anodised aluminium
Weight	0.3kg
Maximum ambient temperature	35°C
Electric Class [1, 2, 3]	1

GUARANTEE / WARRANTY

7 year extended warranty

FEATURES & BENEFITS

Unique radial appearance creates a decorative lit effect on surrounding surfaces

Can be used for interior and exterior applications

Straight to mains for easy installation

Complete with bracket and waterproof crimp connectors

PHOTOMETRICS @ 25°C

Product code	Finish	Wattage	Colour	lm	lm/W	lx @ 1m
WL041 IP NW	Silver	1.6W	4000K	37	23	8
WL041 IP WW	Silver	1.6W	3000K	33	21	6
WL041 IP 27	Silver	1.6W	2700K	32	20	6
WL041 IP AMBER	Silver	1.6W	Amber	-	-	-
WL041 IP BLUE	Silver	1.6W	Blue	-	-	-

WIRING INFORMATION

Cable / Flying Lead	0.3m
Type of Wiring Required	Parallel

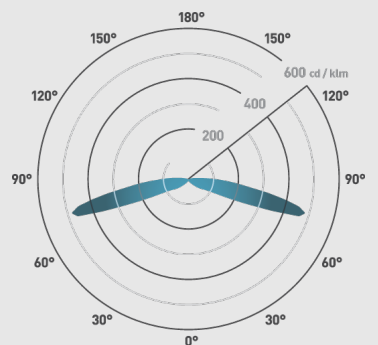
LED DRIVER

Product code	Input	SELV	Dimming	Bathroom zone	Min	Max
N/A (integrated SELV driver)	220-240V	Yes	No	N/A	N/A	N/A

ACCESSORIES

N/A	No accessories required
-----	-------------------------

Beam angle:



60mm

