





COLLINGWOOD
LIGHTING

01604 495 151
collingwoodlighting.com

 /collingwoodlighting

 /collingwoodlighting

 collingwoodled

PSMD3501324

350mA Driver

FEATURES

IP rating	IP20
Wattage	24W
Intended light source	LED

INSTALLATION INFORMATION

Double Insulation	Yes
Bathroom zone	2
Inrush Current	20A 0.13ms
Efficiency	80% min.
Construction Material	STEEL / ALUMINIUM
Weight	124g
SELV	Yes
Electric Class [1, 2, 3]	2

GUARANTEE / WARRANTY

5 Year Warranty

FEATURES & BENEFITS

24W rated wattage

Mains dimmable

IP20 rated

ACCESSORIES

No accessories required


PRODUCT CODES

Product code	Short Description
PSMD3501324	350mA Driver


ELECTRICAL CHARACTERISTICS

Wattage	Input (mA)	Input (V)	Drive Current (mA)	Output (V)	Power factor
24W	0.12A	220-240V AC	350mA	34-68.5V	0.95

155mm



22mm



35mm