




DOWNLIGHTS SPECIFICATION SHEET




**COLLINGWOOD
LIGHTING**

01604 495 151
collingwoodlighting.com

 /collingwoodlighting

 /collingwoodlighting

 collingwoodled

H2 Lite 500

Single point source, dimmable LED downlight with bezel & Easy-fit connector

FEATURES

IP rating	IP65
Colour flexibility	Fixed colour
Tilttable	No
UGR	25
Dimmable	Yes
Input	220-240V 50/60Hz
LED Lifetime	40,000h L70 B10
CRI	>80Ra
SDCM	3SDCM
Flicker Free	Yes
Emergency version available	No

INSTALLATION INFORMATION

Install Connector Type	Push-fit terminal connector
Insulation Coverable	Rolled insulation
Cut Out Size	Ø 64-72mm
Bathroom zone	1
Inrush Current	1.2A 0.03ms
Efficiency	81.8
Construction Material	Mild steel / V0 rated plastic
Maximum ceiling thickness	40mm
Weight	230g
Maximum ambient temperature	40°C
SELV	Yes
Building regulations	Part B, C, E, P, L
Ceiling Joist Approvals	Solid timber, I-Joist and Metal Web
Electric Class (1, 2, 3)	2

GUARANTEE / WARRANTY

4 year extended warranty

FEATURES & BENEFITS

- Flexible driver position for lower profile
- Rolled insulation coverable
- Mains dimmable
- Fixed position downlight
- Supplied with twist and lock bezel
- I Joist and Metal Web Approved
- 100lm/W +
- 2 part, push fit, loop in/ loop out connector
- Single Point Source (SPS) to replicate halogen look and feel
- Compatible with the Collingwood smart system

PHOTOMETRICS @ 25°C


Product code	Finish	Wattage	Colour	Beam angle	lm	lm/W	lx @ 1m
DLT469BS6040	Brushed steel	5W	4000K	60°	500	100	460
DLT469MW6040	Matt white	5W	4000K	60°	500	100	460
DLT469BS6030	Brushed steel	5W	3000K	60°	500	100	460
DLT469MW6030	Matt white	5W	3000K	60°	500	100	460

WIRING INFORMATION

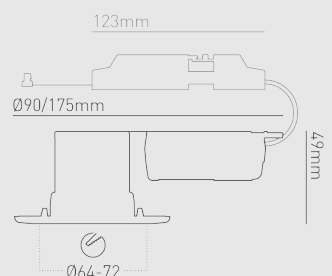
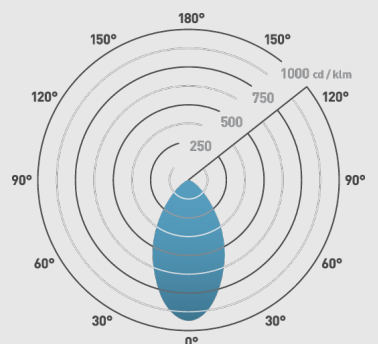
Cable / Flying Lead	0.15m
Cable Required for Connector	Push-fit terminal for: Twin & Earth (6242Y 2x1.5mm ²) or 3-core cable (R02V 3x1.5mm ²)
Type of Wiring Required	Parallel

LED DRIVERS

Product code	Input	SELV	Dimming	Bathroom zone	Min	Max
N/A (integrated SELV driver)	220-240V	SELV	Yes (mains)	1 (ceiling only)	N/A	N/A
N/A (integrated SELV driver)	N/A	N/A	N/A	N/A	N/A	N/A
N/A (integrated SELV driver)	N/A	N/A	N/A	N/A	N/A	N/A



Beam angle: 60°



DOWNLIGHTS SPECIFICATION SHEET


ACCESSORIES


DLCONVERT70	Converter plate	Sold Separately
DM298GRID	LED mains grid dimmer	Sold Separately
DM298FP	Faceplate dimmer	Sold Separately
DLCVT110	Converter Plate	Sold separately




COLLINGWOOD
LIGHTING

01604 495 151
collingwoodlighting.com

 /collingwoodlighting

 /collingwoodlighting

 collingwoodled

H2 Lite 500

Included in the Essentially Collingwood range is the H2 Lite 500 - the newest entry-level downlight. At 500 lumens, it produces an outstanding output with a high energy-saving efficacy of 100lm/W. The H2 Lite 500 features all of the reliable and time-saving features that can be expected from Collingwood, including four-year extended warranty, Easy-fit connector, rolled insulation coverable design, shallow profile depth and finish and colour temperature options to suit any installation. Installing these downlights couldn't be any easier with the Easy-fit connector, which is designed to minimise installation time and ensure fitting is as easy as possible.