

SPIKE LIGHTS SPECIFICATION SHEET



COLLINGWOOD
LIGHTING

01604 495 151
collingwoodlighting.com

/collingwoodlighting

/collingwoodlighting

collingwoodled

SL220

Low voltage LED spike light

FEATURES

IP rating	IP65
Colour flexibility	Fixed colour
Tilttable	90°
Input	350mA / 700mA
LED Lifetime	70,000h L70 B10
CRI	>80Ra
SDCM	3SDCM

INSTALLATION INFORMATION

Efficiency	Driver Dependant
Construction Material	Anodised aluminium Stainless Steel 316 Copper
Weight	SL220B: 512g SL220C: 1301g SL220D: 1000g SL220Z: 512g
Maximum ambient temperature	50°C
SELV	Driver Dependant
Electric Class (1, 2, 3)	3

GUARANTEE / WARRANTY

7 year extended warranty

FEATURES & BENEFITS

High efficacy - up to 144lm/W

Single LED and lens combination for maximum efficiency and optimal light distribution

Choice of material finish to suit different styles

Can be powered by either a 350mA or 700mA driver depending on desired light output.

WIRING INFORMATION

Cable / Flying Lead	3m H05RN-F rubberised cable (outside diameter: 6mm)
Type of Wiring Required	Series

LED DRIVERS

Product code	Input	SELV	Dimming	Bathroom zone	Min	Max
PLU/350 1-9	220V-240V	Yes	No	1	1	4
PLR/350 1-5	220V-240V	Yes	No	1	1	3
PLD UNI-DRIVE 700MA	220V-240V	Yes	Yes (1-10V)	2	1	5

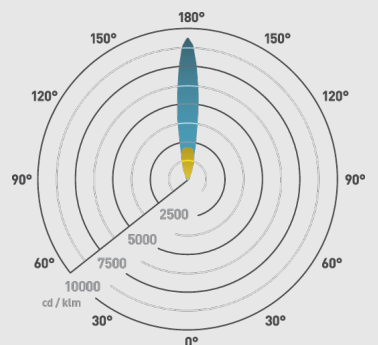
ACCESSORIES

JB2 / JB4 / JB6	Waterproof junction box / Gel filled waterproof connectors	Sold Separately
PDC/GRID DIMMER	1-10V dimmer module	Sold Separately
GH220	Simple hood to reduce glare whilst maintaining a good light distribution	Sold Separately
GS220	Stylish, baffle-style snoot, perfect for creating a moonlighting effect	Sold Separately

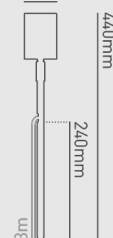
Light source energy efficiency:



Beam angle: 40°



Ø62.5mm



SPIKE LIGHTS SPECIFICATION SHEET





COLLINGWOOD
LIGHTING


PHOTOMETRICS @ 25°C

Product code	Finish	Wattage	Colour	Beam angle	350mA			700mA		
					lm	lm/W	lx @ 1m	lm	lm/W	lx @ 1m
SL220BWBX40	Black Anodised Aluminium	2.2W (350mA) 4.6W (700mA)	4000K	40°	310	141	705	530	115	1205
SL220DWBX40	Stainless Steel 316	2.2W (350mA) 4.6W (700mA)	4000K	40°	310	141	705	530	115	1205
SL220ZWBX40	Bronze Anodised Aluminium	2.2W (350mA) 4.6W (700mA)	4000K	40°	310	141	705	530	115	1205
SL220BWBX30	Black Anodised Aluminium	2.2W (350mA) 4.6W (700mA)	3000K	40°	300	136	682	520	113	1182
SL220DWBX30	Stainless Steel 316	2.2W (350mA) 4.6W (700mA)	3000K	40°	300	136	682	520	113	1182
SL220ZWBX30	Bronze Anodised Aluminium	2.2W (350mA) 4.6W (700mA)	3000K	40°	300	136	682	520	113	1182
SL220BWBX27	Black Anodised Aluminium	2.2W (350mA) 4.6W (700mA)	2700K	40°	290	132	659	515	112	1171
SL220DWBX27	Stainless Steel 316	2.2W (350mA) 4.6W (700mA)	2700K	40°	290	132	659	515	112	1171
SL220ZWBX27	Bronze Anodised Aluminium	2.2W (350mA) 4.6W (700mA)	2700K	40°	290	132	659	515	112	1171
SL220CWBX27	Solid Copper	2.2W (350mA) 4.6W (700mA)	2700K	40°	290	132	659	515	112	1171
SL220BNBX40	Black Anodised Aluminium	2.2W (350mA) 4.6W (700mA)	4000K	12°	310	141	3310	530	115	5659
SL220DNBX40	Stainless Steel 316	2.2W (350mA) 4.6W (700mA)	4000K	12°	310	141	3310	530	115	5659
SL220ZNBX40	Bronze Anodised Aluminium	2.2W (350mA) 4.6W (700mA)	4000K	12°	310	141	3310	530	115	5659
SL220BNBX30	Black Anodised Aluminium	2.2W (350mA) 4.6W (700mA)	3000K	12°	300	136	3203	520	113	5552
SL220DNBX30	Stainless Steel 316	2.2W (350mA) 4.6W (700mA)	3000K	12°	300	136	3203	520	113	5552
SL220ZNBX30	Bronze Anodised Aluminium	2.2W (350mA) 4.6W (700mA)	3000K	12°	300	136	3203	520	113	5552
SL220BNBX27	Black Anodised Aluminium	2.2W (350mA) 4.6W (700mA)	2700K	12°	290	132	3096	515	112	5499
SL220DNBX27	Stainless Steel 316	2.2W (350mA) 4.6W (700mA)	2700K	12°	290	132	3096	515	112	5499
SL220ZNBX27	Bronze Anodised Aluminium	2.2W (350mA) 4.6W (700mA)	2700K	12°	290	132	3096	515	112	5499
SL220CNBX27	Solid Copper	2.2W (350mA) 4.6W (700mA)	2700K	12°	290	132	3096	515	112	5499

01604 495 151
collingwoodlighting.com

 /collingwoodlighting

 /collingwoodlighting

 collingwoodled

SL220

The SL220 emits light anywhere that the ground is soft enough to take its anodised aluminium spike. This spike light comes with a robust outdoor cable, a choice of LED colours and a 7-year extended warranty. The head tilts through 90° from vertical to horizontal for ultimate versatility.