

ACCESSORY BOXES, PLATES AND ENCLOSURES

Surface and flush accessory boxes, enclosures and accessories for use with trunking and conduit.

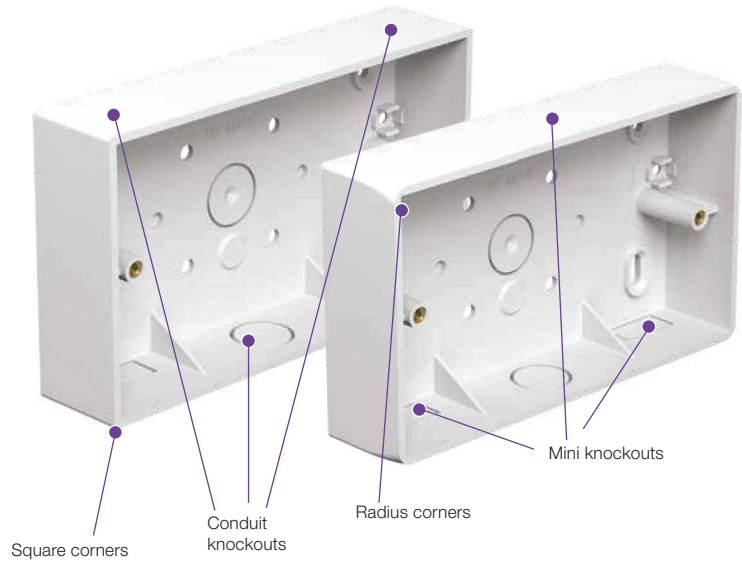


SWITCH AND SOCKET BOXES

Switch and socket boxes for use with conduit or mini trunking with a range of knockout options.

Product information

- Universal box options with knockouts for both conduit and mini
- Radius and square corner variants
- External dimensions: 1 gang - 87 x 87mm; 2 gang - 87 x 147mm
- M3.5 brass inserts
- Can be cut and drilled without the risk of shattering
- Boxes comply with BS 4662:2006+A1:2009
- Moulded enclosures and earth rod boxes



ACCESSORY BOXES, PLATES AND ENCLOSURES

Square corners



1 gang accessory box with KO 3 x MMT2 & 3 x MMT1

code	depth	pack
MSSB28WH	19mm	20



1 gang accessory box with KO 1 x MMT2 & 1 X CR6/CR2

code	depth	pack
MSSB91WH	32mm	20
MSSB71WH	44mm	10



2 gang accessory box with KO 3 x MMT2 & 3 X CR6/CR2

code	depth	pack
MSSB92WH	32mm	10
MSSB72WH	44mm	5

Standard Colour
WH
WH: White

Radius corners



1 gang accessory box with KO 3 x MMT2 & 3 x MMT1

code	depth	pack
MSSB27WH	19mm	20



1 gang accessory box with KO 1 x MMT2 & 1 x CR6/CR2

code	depth	pack
MSSB93WH	32mm	20
MSSB73WH	44mm	10



2 gang accessory box with KO 3 x MMT2 & 3 x CR6/CR2

code	depth	pack
MSSB94WH	32mm	20
MSSB74WH	44mm	10



2 x 1 gang accessory box with KO 2 x MMT2

code	depth	pack
MSSB82WH	32mm	10

UNIVERSAL SWITCH & SOCKET BOXES

Marshall-Tufflex Universal boxes have handy knockouts for both 20mm conduit and 25x16mm mini trunking, meaning less variations to store and manage.

The single gang boxes feature one central knockout for mini trunking and one central knockout for conduit. Twin gang boxes feature three knockouts for mini trunking and three for conduit providing various entry points.



Shrouded entry boxes



1 gang box with integral MMT2 adapter

code	depth	pack
MSSB15WH	32mm	20

Square corners



2 gang box with integral MMT2 adapter

code	depth	pack
MSSB16WH	32mm	20

Square corners



Circular box with integral MMT2 adapter

code	depth	pack
MCMR20WH	24mm	5

Cover plates



1 gang - flat

code	depth	pack
MSCP2WH	2mm	20

Size: 86 x 86mm O/A
Not available in black



2 gang - flat

code	depth	pack
MSCP3WH	2mm	10

Size: 86 x 146mm O/A
Not available in black

Moulded enclosures



Moulded enclosure unit (Adaptable box)

code	external size	pack
MTAB75AWH	81 x 81 x 67mm	10
MTAB100AWH	106 x 106 x 67mm	10
MTAB150BWH	155 x 155 x 92mm	4

Also available in black

Product information

- Degree of protection IP66.
- Raised pads in base of box to allow accessory mounting nuts to be recessed.
- Silicon rubber lid seal supplied as standard.
- Brass inserts M3.5 with stainless countersunk fixing screws.
- Suitable for drilling or cutting.
- Raised flat lid for strength.

Earth rod box



Product information

- Protects connection to earth rod.
- Earth rod/cable entry ϕ 7-10.5mm.

Earth rod box

code	external size	pack
MECB75BK	81 x 81 x 67mm	10

FLUSH MOUNTED DRY LINING BOXES

Flush mounted boxes for use within stud walls for alleviating the necessity of using noggins. Boxes feature a wide securing flange around the outer rim.

Product information

- Wide securing flange to prevent box passing through cavity
- Swivelling snap out clamps will tightly grip a range of standard thickness building boards
- Earth terminal provision incorporated
- Available with Envirograf® intumescent (fire barrier) pads to comply with BS 7671 and document B of the UK Building Regulations

Snap out clamps with size identification by colour:

Wall thickness adjustment	Clamp colour
1 - 9mm	Grey
6 - 14mm	White
18 - 25mm	Green
9 - 26mm	Black



Wide securing flanges

Standard Colour
WH
WH: White

Standard




1 gang 34mm internal depth

code	adjustment	pack
MDLB1WH	6-14mm	20
MDLB7WH	18-25mm	20




2 gang 34mm internal depth

code	adjustment	pack
MDLB2WH	6-14mm	10
MDLB8WH	18-25mm	10



1 gang 34mm internal depth with barrier pad

code	adjustment	pack
MDLB1FWH	6-14mm	20
MDLB7FWH	18-25mm	20



2 gang 34mm internal depth with barrier pad

code	adjustment	pack
MDLB2FWH	6-14mm	10
MDLB8FWH	18-25mm	10



Dual gang 34mm internal depth

code	adjustment	pack
MDLB22WH	6-14mm	5

Circular boxes



Double back entry - loop in 34mm internal depth)

code	pack
MDCRB2WH	10



Double back entry - loop in 34mm internal depth with barrier pad

code	pack
MDCRB2FWH	10

Circular boxes
 Fix centre = 50.8/60.3mm
 Ø cut out = 70mm
 For board thickness from 9-32mm measured from the face of the board.

Shallow



1 gang 25mm internal depth

code	adjustment	pack
MDLB13WH	1-9mm	10



2 gang 25mm internal depth

code	adjustment	pack
MDLB14WH	1-9mm	10

Accessories



Brass earthing terminal

code	Rating	pack
MET1	15 Amp	100

Deep



1 gang 46mm internal depth

code	adjustment	pack
MDLB29WH	9-26mm	10



2 gang 46mm internal depth

code	adjustment	pack
MDLB30WH	9-26mm	5



1 gang 46mm internal depth barrier pad

code	adjustment	pack
MDLB29FWH	9-26mm	10



2 gang 46mm internal depth with barrier pad

code	adjustment	pack
MDLB30FWH	9-26mm	5

ACCESSORY BOXES, PLATES AND SPACERS

A range of white and coloured accessory boxes for installation into our trunking systems.

Product information

- Accept standard UK accessories
- Standard screw fixing centres
- Adjustable depth
- Coloured options in blue RAL 5002 and black RAL 9005
- Accessory boxes manufactured with antimicrobial properties for use with Sterling Curve Bio (ESSB1BIOWH and ESSB2BIOWH).

Approved Document M of the UK Building Regulations for Visual Impairment requires that face plates differ in colour from their background. Coloured accessory boxes provide a different colour frame to contrast against standard white accessories.



Boxes for UK accessories



***RCD/MCB Housing**

code	pack
EAHCA1MWH	1

*Up to 4 modules can be accommodated
Note: RCDs are not supplied by Marshall-Tufflex



1 gang accessory box (30mm deep)

code	colour	pack
ESSB1WH	white	20
ESSB1BIOWH	white bio	20
ESSB1BK	black	20



2 gang accessory box (30mm deep)

code	colour	pack
ESSB2WH	white	10
ESSB2BIOWH	white bio	10
ESSB2BK	black	10



1 gang adjustable depth box

code	depth	pack
EAB1WH	32 – 47mm	10



2 gang adjustable depth box

code	depth	pack
EAB2WH	32 – 47mm	5



Accessory box spacer

code	size	colour	pack
ES1WH	14mm	white	4



1 gang accessory plate

code	pack
ESSP1WH	2



2 gang accessory plate

code	pack
ESSP2WH	2

For use between accessory boxes

DDA / Part M boxes and spacers



1 gang accessory box (30mm deep)

code	colour	pack
ESPM1BU	blue	1
ESPM1BK	black	1



2 gang accessory box (30mm deep)

code	colour	pack
ESPM2BU	blue	1
ESPM2BK	black	1



Retrofit accessory box spacer

code	description	pack
ES3BU	blue	4
ES3BK	black	4



Accessory box spacer (14mm)

code	description	pack
ES1BK	black	4

For use between accessory boxes

Please note, these boxes are not suitable for use with Odyssey trunking. Boxes for Odyssey trunking are shown with the range on page 27.

ACCESSORY BOXES, PLATES AND ENCLOSURES

INTERNATIONAL ACCESSORY PLATES

A range of and mounting plates that accept international standard accessories

Product information

- MTOP10 and 20 and ETOP10, 20 and 30 plates accept Legrand's 45mm range of outlets

Standard Colour
WH
WH: White



ETOP faceplates can be inserted directly into trunking base profiles without the need for an accessory box.



1 gang 45mm accessory plate

code	aperture	pack
ETOP10WH	45 x 45mm	20



2 gang 45mm accessory plate

code	aperture	pack
ETOP20WH	90 x 45mm	15



3 gang 45mm accessory plate

code	aperture	pack
ETOP30WH	135 x 45mm	10



1 gang surface mount outlet plate

code	aperture	pack
MTOP10WH	45 x 45mm	30



2 gang surface mount outlet plate

code	aperture	pack
MTOP20WH	90 x 45mm	20

MTOP faceplates

1 gang plates require ESSB1 boxes.
2 gang plates require ESSB2 boxes.

Plates for International accessories

ACCESSORY BOXES, PLATES AND ENCLOSURES