

Article

590.EM2015
SWITCH DISCONNECTOR EMERG.IP65 20A 3P+N

Picture






Master data

| | |
|----------------|---------------|
| Minimum order | 1 NR |
| Net Weight | 0.367 KG |
| EAN code | 8001636265179 |
| INTRASTAT code | 85365080 |





TechData

| | |
|-------------------------|---------------------|
| Commercial series | ISOLATORS Series |
| Synthetical description | SWITCH DISCONNECTOR |
| Protection degree IP | IP65 |
| Type | EMERGENCY |
| Colour | YELLOW/RED |
| Rated current | 20A |
| Poles | 3P+N |
| Switch size | Y1 |
| Dimensions | 105x150x82mm |

Approvals and Certifications

-  UE
Declaration of conformity
-  EAC
Eurasian Conformity
-  TÜV NORD
Technischer Überwachungsverein

Standards and Laws

-  EN 60947-3 (2006)
[European Standard] Low-voltage switchgear and controlgear - Part 3: Switches, disconnectors, switch-disconnectors and fuse-combination units
-  EN 60947-1 (2007)
[European Standard] Low-voltage switchgear and controlgear - Part 1: General rules
-  EN 60947-1/A1 (2011)
[European Standard] Low-voltage switchgear and controlgear - Part 1: General rules
-  EN 60947-3/A1 (2011)
[European Standard] Low-voltage switchgear and controlgear Part 3: Switches, disconnectors, switch-disconnectors and fuse-combination units



EN 60947-1/A2 (2014)
[European Standard] Low-voltage switchgear and controlgear - Part 1: General rules



EN 60947-3/A2 (2015)
[European Standard] Low-voltage switchgear and controlgear Part 3: Switches, disconnectors, switch-disconnectors and fuse-combination units

Packaging

| | |
|--------------|------------------|
| Description | Carton |
| Quantity | 12 |
| EAN code | 8001636711362 |
| Gross weight | 5.604 KG |
| Volume | 36800 CCM |
| Dimensions | 320x460x250 (MM) |
| | |
| Description | Box |
| Quantity | 1 |
| EAN code | 8001636711355 |
| Gross weight | 0.467 KG |
| Volume | 2121.168 CCM |
| Dimensions | 107x168x118 (MM) |
| | |

Annexed



Instruction manual



Technical drawing [DWG]



Technical drawing [PDF]



Technical drawing [STP]

Note:

- Handle padlockable in OFF only (3 padlocks)
- Equipped with door interlock
- With late break and early make neutral pole
- Break-through cable entries