

Article

590.EM3215
SWITCH DISCONNECTOR 32A 3P+N IP65

Picture






Master data

Minimum order	1 NR
Net Weight	0.369 KG
EAN code	8001636265216
INTRASTAT code	85365080





TechData

Commercial series	ISOLATORS Series
Synthetical description	SWITCH DISCONNECTOR
Protection degree IP	IP65
Type	EMERGENCY
Colour	YELLOW/RED
Rated current	32A
Poles	3P+N
Switch size	Y1
Dimensions	105x150x82mm

Approvals and Certifications

-  UE
Declaration of conformity
-  EAC
Eurasian Conformity
-  TÜV NORD
Technischer Überwachungsverein

Standards and Laws

-  EN 60947-3 (2006)
[European Standard] Low-voltage switchgear and controlgear - Part 3: Switches, disconnectors, switch-disconnectors and fuse-combination units
-  EN 60947-1 (2007)
[European Standard] Low-voltage switchgear and controlgear - Part 1: General rules
-  EN 60947-1/A1 (2011)
[European Standard] Low-voltage switchgear and controlgear - Part 1: General rules
-  EN 60947-3/A1 (2011)
[European Standard] Low-voltage switchgear and controlgear Part 3: Switches, disconnectors, switch-disconnectors and fuse-combination units



EN 60947-1/A2 (2014)
[European Standard] Low-voltage switchgear and controlgear - Part 1: General rules



EN 60947-3/A2 (2015)
[European Standard] Low-voltage switchgear and controlgear Part 3: Switches, disconnectors, switch-disconnectors and fuse-combination units

Packaging

Description	Carton
Quantity	12
EAN code	8001636711447
Gross weight	5.628 KG
Volume	36800 CCM
Dimensions	320x460x250 (MM)
Description	Box
Quantity	1
EAN code	8001636711430
Gross weight	0.469 KG
Volume	2121.168 CCM
Dimensions	107x168x118 (MM)

Annexed



Instruction manual



Technical drawing [DWG]



Technical drawing [PDF]



Technical drawing [STP]

Note:

- > Handle padlockable in OFF only (3 padlocks) x
- > Equipped with door interlock x
- > With late break and early make neutral pole x
- > Break-through cable entries x