


LABORATORY GENERAL TEST REPORT.

TEST REFERENCE No:	G2097
PRODUCT TESTED:	UK JK1 TPN 125A MID Meter Enclosed Extension Box {JKD1125MID}
ADDITIONAL INFORMATION:	New Product Introduction
CLIENT:	Hager Engineering
CLIENT CONTACT:	C.Howells
NUMBER OF SAMPLES:	1
DATE SAMPLES RECEIVED:	30/09/2019
DATE TEST STARTED:	30/09/2019
LABORATORY TEMPERATURE AND HUMIDITY:	20°C ± 5°C Ambient 50% ± 20% Relative humidity
REASON FOR TESTING:	New Product Introduction: JKD1125MID
TEST SPECIFICATION OUTLINE:	BS EN 61439-3:2012 incorporating corrigendum 2013/15 Clause 10 Design Verification
RESULT:	<p>6.1 Assembly designation marking: Complies by inspection</p> <p>10.2 Strength of materials & parts: No change: Complies</p> <p>10.3 Degree of protection: Complies by inspection</p> <p>10.4 Clearances & creepage distances: No change: Complies</p> <p>10.5 Protection against electric shock: No change: Complies</p> <p>10.6 Incorporation of switching devices & components: Complies</p> <p>10.7 Internal electric circuits & connections: Complies by inspection</p> <p>10.8 Terminals for external conductors: No change: Complies</p> <p>10.9 Dielectric properties: No change: No change: Complies</p> <p>10.10 Verification of temperature rise: No change: Complies.</p> <p>10.11 Short-circuit withstand strength: No change: Complies</p> <p>10.12 EMC: No change: Complies</p> <p>10.13 Mechanical Operations: No change: Complies</p>
OBSERVATION/COMMENTS:	Meter and CT located in bottom extension box
TEST ENGINEER:	 D.Kelly
APPROVED BY:	 I. Ellis
DATE REPORT PREPARED:	2 nd October 2019

Reproduction of the complete report only is permitted.
Part reproduction is not allowed without written permission from Hager Test Laboratory.

"Opinions and interpretations expressed herein are outside the scope of accreditation."

REPORT No:	G2097	DATE OF TEST	30/09/2019
PRODUCT TESTED:	JKD1125MID Meter		
APPLICABLE STANDARD:	BS EN 61439-3:2012 incorporating corrigendum 2013/15 Clause 10 Design Verification		
REASON FOR TESTS:	New Product Introduction of MID meter with Modbus and pulsed kWh outputs		

Note 1:

ASSEMBLY tested (highlighted in yellow) is the smallest Distribution Board in the range and is the most onerous for design verification.

JK1 Panelboards:-

JK104B	JK1 TPN 125A DBO 4 Ways Plain Door
JK104BG	JK1 TPN 125A DBO 4 Ways Glazed Door
JK106B	JK1 TPN 125A DBO 6 Ways Plain Door
JK112BG	JK1 TPN 125A DBO 6 Ways Glazed Door
JK108B	JK1 TPN 125A DBO 8 Ways Plain Door
JK108BG	JK1 TPN 125A DBO 8 Ways Glazed Door
JK112B	JK1 TPN 125A DBO 12 Ways Plain Door
JK112BG	JK1 TPN 125A DBO 12 Ways Glazed Door
JK116B	JK1 TPN 125A DBO 16 Ways Plain Door
JK116BG	JK1 TPN 125A DBO 16 Ways Glazed Door
JK118B	JK1 TPN 125A DBO 18 Ways Plain Door
JK118BG	JK1 TPN 125A DBO 18 Ways Glazed Door
JK124B	JK1 TPN 125A DBO 24 Ways Plain Door
JK124BG	JK1 TPN 125A DBO 24 Ways Glazed Door
JKD1125MID	JK1 Meterpack 125A MID EW Pluggable Meter Kit


TEST ENGINEER:

**D.Kelly
Complies**

REPORT No:	G2097	DATE OF TEST	30/09/2019
PRODUCT TESTED:	JKD1125MID Meter		
APPLICABLE STANDARD:	BS EN 61439-3:2012 incorporating corrigendum 2013/15 Clause 10 Design Verification		
REASON FOR TESTS:	New Product Introduction of MID meter with Modbus and pulsed kWh outputs		

Kit reference : **JKD1125MID**

MID Approved meter (class 0.5)
CT 125A Class 1 (330mV)



TEST ENGINEER: **D.Kelly
Complies**

REPORT No: **G2097** DATE OF TEST **30/09/2019**

PRODUCT TESTED: **JKD1125MID Meter**

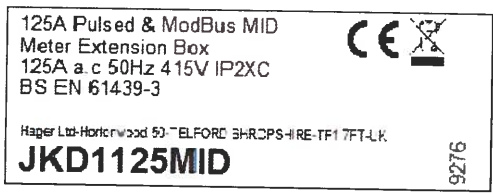

APPLICABLE STANDARD: **BS EN 61439-3:2012 incorporating corrigendum 2013/15
Clause 10 Design Verification**

REASON FOR TESTS: **New Product Introduction of MID meter with Modbus and pulsed kWh outputs**

Clause 6 Assembly designation marking

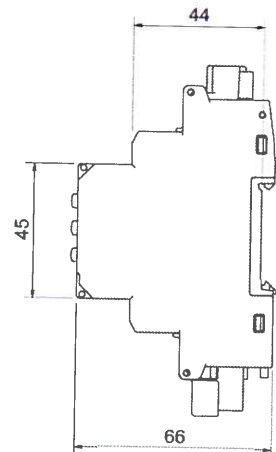
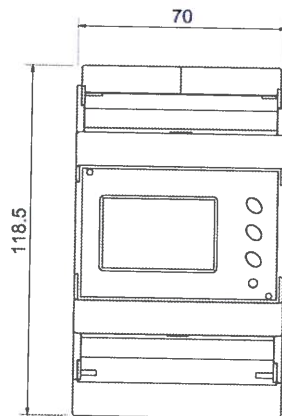

Carton label

Rating Label



Device marking

Dimensions



TEST ENGINEER: D.Kelly
Complies

REPORT No:	G2097	DATE OF TEST	30/09/2019
PRODUCT TESTED:	JKD1125MID Meter		
APPLICABLE STANDARD:	BS EN 61439-3:2012 incorporating corrigendum 2013/15 Clause 10 Design Verification		
REASON FOR TESTS:	New Product Introduction of MID meter with Modbus and pulsed kWh outputs		

Clause 10.3 Degree of Protection of ASSEMBLIES

IP rating claimed door closed - IP30 (Probes selected = 2.5mm)
IP rating claimed door open – IP2XC (Probes selected = 2.5mm + finger)
First Numeral Definition – The access probe of 2.5mm shall not penetrate.

Complies

Clause 10.4 Clearances & Creepage Distances

Meterpack MID
Declared Ratings (Clearances) :
Uimp = 4kV:
Pollution degree = 2, From Table 1, minimum clearance in air = 3.0mm

Power loom pack identical to JK1125PM : Assessed
Power lead to meter identical to JK1125PM : Assessed
Refer to G1866 for previous clearances around main MCCB incomer & busbar stack.

Complies

Meterpack MID
Declared Ratings (Creepages) :
Ui = 690V, Pollution degree = 2, Table F1 x = 1.0mm
From Table 2, minimum creepage distance = 1.8mm
For fuse holder (Material group 1, CTI = 600), Min creepage distance = 1.8mm

No change to system creepage distances : Assessed
Creepage distances not affected by fitting of Meter - Assessed
Refer to G1866 for previous creepage distances

Complies

TEST ENGINEER:

**D.Kelly
Complies**

REPORT No:	G2097	DATE OF TEST	30/09/2019
PRODUCT TESTED:	JKD1125MID Meter		
APPLICABLE STANDARD:	BS EN 61439-3:2012 incorporating corrigendum 2013/15 Clause 10 Design Verification		
REASON FOR TESTS:	New Product Introduction of MID meter with Modbus and pulsed kWh outputs		

Clause 10.6 Incorporation of switching devices and components

Incomer Arrangement
No change


Outgoing Circuits
No change

Accessory Meterpack Kit

- Meter : MID meter located in extension box
- CT : Same RI CT 330mV 125A Class 1
- Fuse pack : Same
- Looms : Same cables, longer lengths

Assessed and being used in accordance with Manufacturer's Instructions

Complies



TEST ENGINEER:

**D.Kelly
Complies**

REPORT No:	G2097	DATE OF TEST	30/09/2019
PRODUCT TESTED:	JKD1125MID Meter		
APPLICABLE STANDARD:	BS EN 61439-3:2012 incorporating corrigendum 2013/15 Clause 10 Design Verification		
REASON FOR TESTS:	New Product Introduction of MID meter with Modbus and pulsed kWh outputs		

Clause 10.7 Internal electrical circuits and connections


Compliance with the design requirements of 8.6 for internal electrical circuits and connections shall be confirmed by the original manufacturer's inspection.

Supplementary checks for meterpack devices:-

- No changes to cable specifications
- No changes to electrical connections
- No changes to fuse pack
- Cables double insulated where required
- Cables lengthened only

Refer to Test Report G1866 for previous testing : Assessed

Complies



TEST ENGINEER:

AP 01 Issue 2 02/03/2016

**D.Kelly
Complies**

REPORT No:	G2097	DATE OF TEST	30/09/2019
PRODUCT TESTED:	JKD1125MID Meter		
APPLICABLE STANDARD:	BS EN 61439-3:2012 incorporating corrigendum 2013/15 Clause 10 Design Verification		
REASON FOR TESTS:	New Product Introduction of MID meter with Modbus and pulsed kWh outputs		

Clause 10.9.2 Di-Electric Properties (Power Frequency Withstand Voltage)

Declared Ratings :

U_i = 690V, U_{imp} = 4kV, 50/60Hz, Pollution degree = 2
From Table 8, di-electric test voltage **1890V a.c. r.m.s.**

Meters are not designed to be connected when this type of test is carried out.
When Meterpack fitted, fuses and neutral cable to be disconnected for meter.
See Test Report G1866 – no changes to main distribution board. Assessed
No changes to Meterpack auxiliary circuit power loom.

Complies

Clause 10.9.3 Impulse Withstand Voltage

Declared Ratings :

U_i = 690V, U_{imp} = 4kV, 50/60Hz, Pollution degree = 2

Meters are not designed to be connected when this type of test is carried out.
When Meterpack fitted, fuses and neutral cable to be disconnected for meter.
See Test Report G1866 – no changes to main distribution board. Assessed
No changes to Meterpack auxiliary circuit power loom.

Complies

Clauses not affected or requiring further validation:-

- 6.1 Assembly designation marking: **Complies by inspection**
- 6.2 Documentation: **Complies by inspection**
- 6.3 Device Identification: : **Complies by inspection**
- 10.2 Strength of materials & parts: No change: Complies G1866
- 10.3 Degree of protection: No change: Complies G1866
- 10.4 Clearances & creepage distances: No change: Complies G1866
- 10.5 Protection against electric shock: No change: Complies G1866
- 10.6 Incorporation of switching devices & components: **Complies by inspection**
- 10.7 Internal electric circuits & connections: No change: **Complies by inspection**
- 10.8 Terminals for external conductors: No change: Complies G1866
- 10.9 Dielectric properties: No change: **Complies by inspection**
- 10.10 Temperature Rise: Complies G1866
- 10.11 Short Circuit Withstand: Complies G1866
- 10.12 EMC: Complies G1866
- 10.13 Mechanical Operations: Complies G1866

TEST ENGINEER:

**D.Kelly
Complies**