

Product Data Sheet

Mains Voltage 16A Single Circuit

Track Accessories

Code Description



Live End -
Earth Left

AMTLE/PL/W White
AMTLE/PL/B Black
AMTLE/PL/SS Satin Silver



Live End -
Earth Right

AMTLE/PR/W White
AMTLE/PR/B Black
AMTLE/PR/SS Satin Silver



Butt
Connector

AMTBC/W White
AMTBC/B Black
AMTBC/SS Satin Silver



Straight
Connector

AMTSC/W White
AMTSC/B Black
AMTSC/SS Satin Silver



X-Connector

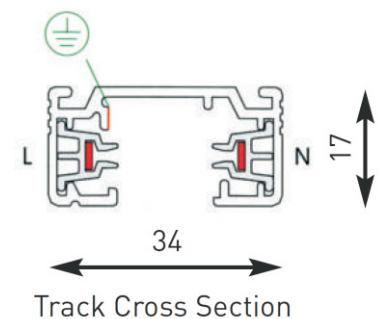
AMTXC/W White
AMTXC/B Black
AMTXC/SS Satin Silver



Dead End

AMTDE/W White
AMTDE/B Black
AMTDE/SS Satin Silver

- Extensive range of accessories for track and track packs
- Option of left and right feed for Live end, L and T connectors



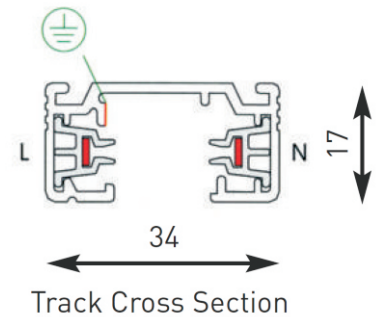
CE F IP20

Product Data Sheet

Mains Voltage 16A Single Circuit Track Accessories

		Code	Description
	L Connector - Earth Inside	AMTLC/PI/W	White
		AMTLC/PI/B	Black
		AMTLC/PI/SS	Satin Silver
	L Connector - Earth Outside	AMTLC/PO/W	White
		AMTLC/PO/B	Black
		AMTLC/PO/SS	Satin Silver
	T-Connector - Earth Inside	AMTTC/PI/W	White
		AMTTC/PI/B	Black
		AMTTC/PI/SS	Satin Silver
	T-Connector - Earth Outside	AMTTC/PO/W	White
		AMTTC/PO/B	Black
		AMTTC/PO/SS	Satin Silver
	6A Track Adaptor	AMTA/W	White
		AMTA/B	Black
		AMTA/SS	Satin Silver
	Flexible Connector	AMTFC/W	White
		AMTFC/B	Black
		AMTFC/SS	Satin Silver
	Suspension Kit	AMTSK	c/w 3metre Steel Chord

- Extensive range of accessories for track and track packs
- Option of left and right feed for Live end, L and T connectors



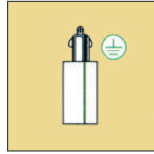
CE F  IP20

Product Data Sheet

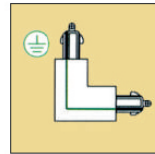
Track Planning System



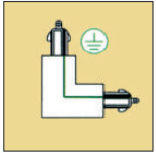
Live End
Earth Left



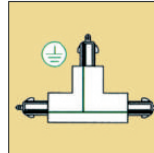
Live End
Earth Right



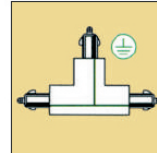
L Connector
Earth Outside



L Connector
Earth Inside

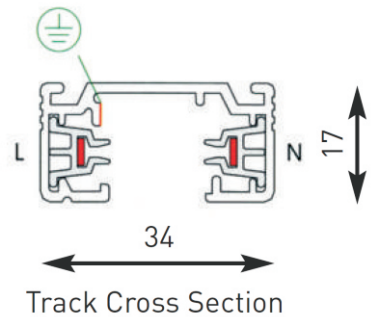
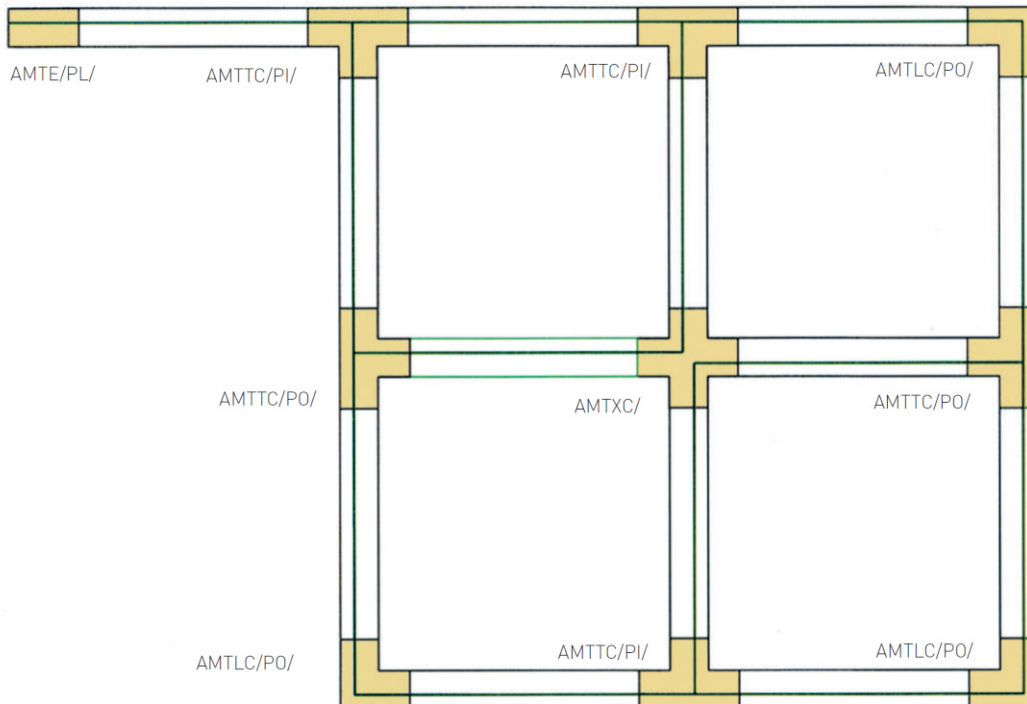


T Connector
Earth Left



T Connector
Earth Right

Example of correct accessory selection



- Choice of left or right earth connection for complex installations
- Adjacent diagram provides an illustration of correct accessory selection

CE F IP20