


Multi-Fit Downlight

One downlight for a multitude of scenarios - this ultra-thin (15.5mm) downlight is supplied with configurable bracket and clips allowing for installation in a wide range of different cut-outs (65mm to 205mm) and surface mounting, providing added installation flexibility. Visible flicker is eliminated through an integrated driver and a frosted diffuser provides uniform light.

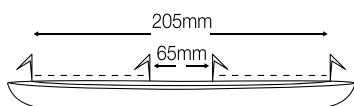
- Incredibly versatile - configurable bracket and clips to fit cut-outs from 65mm up to 205mm
- Surface mount with installation bracket
- Quick and easy to install
- Integrated driver eliminates visible flicker
- Diffuser provides uniform light




Applications: Commercial offices, municipal buildings, retail environments, hotels and residential areas.



1



Multiple cut-out sizes



Surface mount



Configurable bracket allows for multiple cut-out sizes

Product Code	Cut-out mm	Watts (W)	Temp K	Lumens lm	Lumens per watt	CRI >=	Beam Angle	Pic.
Multi-Fit Adjustable Downlights						30,000 hrs, 3 year warranty		
Non-Dimmable								
ILDLD205-65G001	65-205mm	18	3000	1440	80	80	120°	1
ILDLD205-65G002	65-205mm	18	4000	1530	85	80	120°	1
ILDLD205-65G003	65-205mm	18	3000	1440	80	80	120°	1
ILDLD205-65G004	65-205mm	18	4000	1530	85	80	120°	1
ILDLD160-65G005	65-160mm	12	3000	960	80	80	120°	1
ILDLD160-65G006	65-160mm	12	4000	1020	85	80	120°	1
ILEMPK073	3 hour Emergency Conversion Kit							