



Read these instructions before commencing installation & retain them for future reference.

Available Rim Finishes: White Only

IP20 240V 3W & 6W

Important Information

It is recommended that luminaires are installed by a qualified electrician ensuring the installation complies to current IEE wiring regulations & local building control. These products are designed for connection to a 230-240V mains supply. Any broken or damaged parts should be replaced as soon as possible. KSR will not accept responsibility for any claims arising from a poor installation.

Important User Advice

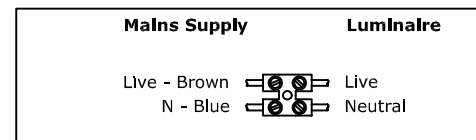
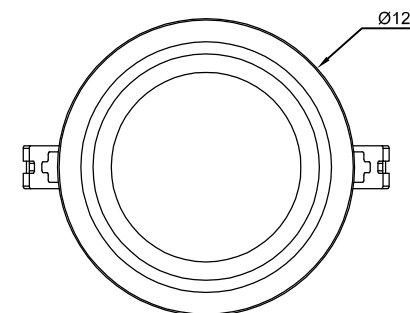
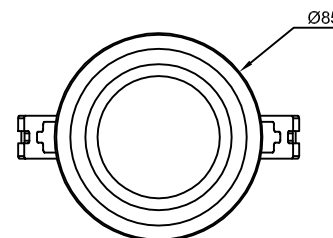
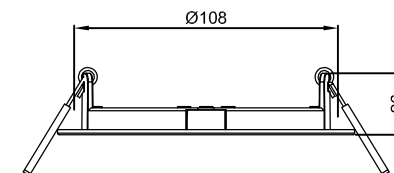
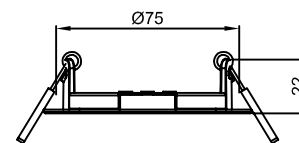
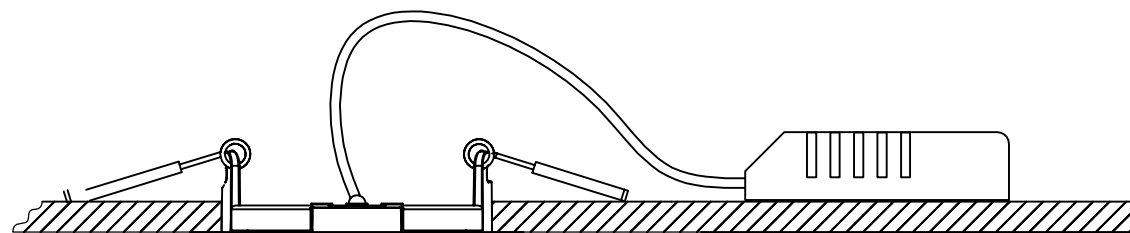
Always switch off mains supply before servicing. This luminaire is suitable for indoor use only and should not be fitted to damp or wet surfaces such as freshly plastered or painted walls.

Installation Procedure

KSR recommends that a sample hole is cut in some scrap material to familiarise yourself with the installation. Once you are completely satisfied: Locate the area's suitable to install these luminaires. Cut a round hole following the guide below and ensure there is sufficient ceiling void without infringing on joists, water pipes or electrical cables. Connect your mains supply to the LED driver, (L) Live - Brown & (N) Neutral - Blue. These fittings are Class II and do not require an earth connection. Place the LED driver into the ceiling void, push back the two spring clips and offer the luminaire in to the cutout, carefully release the springs and allow them to pull the fitting into place. Ensure there is adequate free air ventilation around the driver and head unit. Turn on the mains supply to test the luminaire.

These fittings are Non Dimmable.

*Please note: Depending on the amount of LED fittings on a circuit you may have to upgrade the breaker to a 'C' or 'D' type due to the way electronic LED drivers start up with higher inrush currents compared to halogen lighting. For any other questions please call our sales office on 023 92 674343.



	ØRim Size	ØCut out	Void Depth Req'd	LED Wattage/ Colour/Lumens
KSR9790	85mm	75mm	40mm	3w - 4000k (150 lumens)
KSR9791	122mm	108mm	40mm	6w - 4000k (360 lumens)



KSR Lighting Aftersales: 023 92 674343
E-mail: info@ksr-lighting.co.uk