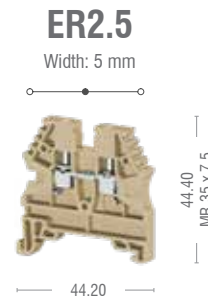
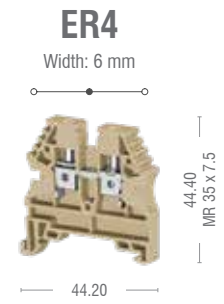


# Main Terminals

## Screw Cross Connection



2.5 mm<sup>2</sup> Feed Through Terminal Block  
For 35mm DIN Rail



4 mm<sup>2</sup> Feed Through Terminal Block  
For 35mm DIN Rail



Electrical Ratings
CE (EN 60947-7-1)
cRUus
VDE (IEC 60947-7-1)
CSA
IECEX

Connection Data
Conductor cross section solid (min.-max.)
Conductor cross section stranded (min.-max.)
2 conductors with same cross section, stranded, TWIN ferrules with plastic sleeve, (min.-max.)
AWG Conductor
Insulation Stripping Length
Torque (min.-max.)
Screwdriver

Technical Data
Rated Impulse Voltage
Insulation material group / Gauge pin code according to IEC 60947-1
Protection class / Protection conductor type
Diode Technical Data
Diode Voltage
Diode Current
Diode

Ordering Data
Beige
Grey
Blue
Green
Yellow
Red
Black
White
Orange
Brown

Separation Plate
SP1

Cross Connection - Comb Connection
CC2.5/2
CC2.5/3
CC2.5/4
CC2.5/10
CC2.5/50

Control Terminal

End Bracket
xx: Beige or Grey
ES1xx
ES4xx
ES7xx
ES3xx

Test Plug and Sockets
TF2
TF2.3
TSK1

Warning Label
Available in White and Yellow
WL1
WL2

Group Marking
GM
GM1-1
GM3

Unprinted Markers
DG10/5
DG10/6

Voltage, V ~	Current, A	Cross Section
750	24	2.5 mm <sup>2</sup>
600	20	AWG 26 - 12
750	24	2.5 mm <sup>2</sup>
600	20	AWG 28 - 12
630	23	

0.2 - 6 mm <sup>2</sup>
0.2 - 0.6 mm <sup>2</sup>
0.5 - 2.5 mm <sup>2</sup>
AWG 24 - 10
9 - 10 mm
0.4 - 0.8 Nm
0.6 x 3.5

8/3
1/A3
IP 20 / -

Terminal	Qty.	End Plate	Qty.
ER2.5BEIGE	100	EP2.5-10BEIGE	100
ER2.5GREY	100	EP2.5-10GREY	100
ER2.5BLUE	100	EP2.5-10BLUE	100
ER2.5GREEN	100	EP2.5-10GREEN	100
ER2.5YELLOW	100	EP2.5-10YELLOW	100
ER2.5RED	100	EP2.5-10RED	100
ER2.5BLACK	100	EP2.5-10BLACK	100
ER2.5WHITE	100	EP2.5-10WHITE	100
ER2.5ORANGE	100	EP2.5-10ORANGE	100
ER2.5BROWN	100	EP2.5-10BROWN	100

Small Partition	Qty.	Large Partition	Qty.
SP1	100	SP2.5-10	25

Part Number	Qty.	Part Number	Qty.
CC2.5/2	25	BB2.5/2	25
CC2.5/3	20	BB2.5/3	20
CC2.5/4	15	BB2.5/4	15
CC2.5/10	5	BB2.5/10	5
CC2.5/50	20		

Part Number	Qty.	Part Number	Qty.
ES1xx	100		
ES4xx	100		
ES7xx	50		
ES3xx	100		

Part Number	Qty.	Part Number	Qty.
TF2	5	TSK3	5
TF2.3	5		
TSK1	5		

With Symbol	Qty.	Without Symbol	Qty.
WL1	25	WL2	25

Part Number	Qty.	Part Number	Qty.
GM	50	GM1-2	25
GM1-1	25	GM2-2	25
GM3	50		

Part Number	Qty.	Part Number	Qty.
DG10/5	440		

Voltage, V ~	Current, A	Cross Section
750	32	4 mm <sup>2</sup>
600	30	AWG 26 - 10
750	32	4 mm <sup>2</sup>
600	30	AWG 28 - 10
630	30.5	

0.2 - 6 mm <sup>2</sup>
0.2 - 0.6 mm <sup>2</sup>
0.5 - 2.5 mm <sup>2</sup>
AWG 24 - 10
9 - 10 mm
0.4 - 0.8 Nm
0.6 x 3.5

8/3
1/A4
IP 20 / -

Terminal	Qty.	End Plate	Qty.
ER4BEIGE	100	EP2.5-10BEIGE	100
ER4GREY	100	EP2.5-10GREY	100
ER4BLUE	100	EP2.5-10BLUE	100
ER4GREEN	100	EP2.5-10GREEN	100
ER4YELLOW	100	EP2.5-10YELLOW	100
ER4RED	100	EP2.5-10RED	100
ER4BLACK	100	EP2.5-10BLACK	100
ER4WHITE	100	EP2.5-10WHITE	100
ER4ORANGE	100	EP2.5-10ORANGE	100
ER4BROWN	100	EP2.5-10BROWN	100

Small Partition	Qty.	Large Partition	Qty.
SP1	100	SP2.5-10	25

Part Number	Qty.	Part Number	Qty.
CC4/2	25	BB4/2	25
CC4/3	20	BB4/3	20
CC4/4	15	BB4/4	15
CC4/10	5	BB4/10	5
CC4/20	5		
CC4/50	5		

Part Number	Qty.	Part Number	Qty.
ES1xx	100		
ES4xx	100		
ES7xx	50		
ES3xx	100		

Part Number	Qty.	Part Number	Qty.
TF2	5	TSK7	5
TF2.3	5		
TSK4	5		

With Symbol	Qty.	Without Symbol	Qty.
WL1	25	WL2	25

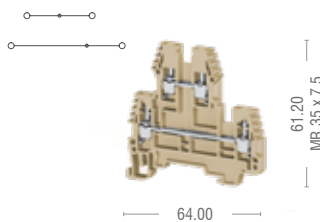
Part Number	Qty.	Part Number	Qty.
GM	50	GM1-2	25
GM1-1	25	GM2-2	25
GM3	50		

Part Number	Qty.	Part Number	Qty.
DG10/5	440		
DG10/6	360		

# Main Terminals Double Deck

## ERD2.5

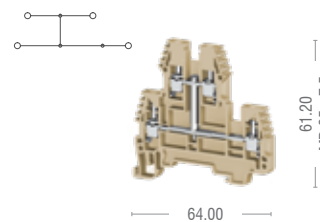
Width: 5 mm



2.5 mm<sup>2</sup> Double Deck Terminal Block  
For 35 mm DIN Rail

## ERD2.5V

Width: 5 mm



2.5 mm<sup>2</sup> Double Deck Terminal Block with Solid Link  
For 35 mm DIN Rail



Electrical Ratings
CE (EN 60947-7-1)
cRUus
VDE (IEC 60947-7-1)
CSA
IECEX

Connection Data
Conductor cross section solid (min.-max.)
Conductor cross section stranded (min.-max.)
2 Conductors with same cross section, stranded, TWIN ferrules with plastic sleeve, (min.-max.)
AWG Conductor
Insulation Stripping Length
Torque (min.-max.)
Screwdriver

Technical Data
Rated Impulse Voltage
Insulation material group / Gauge pin code according to IEC 60947-1
Protection class / Protection conductor type

Diode Technical Data
Diode Voltage
Diode Current
Diode

Ordering Data
<div style="display: flex; align-items: center;"> <div style="width: 15px; height: 10px; background-color: #c0c0c0; margin-right: 5px;"></div> Beige           </div> <div style="display: flex; align-items: center;"> <div style="width: 15px; height: 10px; background-color: #808080; margin-right: 5px;"></div> Grey           </div>

Partition Plate
xx: available in all colours

Cross Connection - Comb Connection

Isolation Cover

End Bracket
xx: Beige or Grey

Test Plug and Sockets

Warning Label
Available in White and Yellow

Group Marking

Unprinted Markers

Voltage, V ~	Current, A	Cross Section
500	24	2.5 mm <sup>2</sup>
300	20	AWG 26 - 12
400	21.5	

0.2 - 4 mm <sup>2</sup>
0.2 - 4 mm <sup>2</sup>
0.5 - 1.5 mm <sup>2</sup>
AWG 24 - 12
9 - 10 mm
0.4 - 0.6 Nm
0.6 x 3.5

6/3
1/A3
IP 20/ -

Terminal	Qty.	End Plate	Qty.
ERD2.5BEIGE	100	EP4BEIGE	25
ERD2.5GREY	100	EP4GREY	25

Partition	Qty.	Partition	Qty.
		SP1	100

Part Number	Qty.	Part Number	Qty.
CC2.5/2	25		
CC2.5/3	20		
CC2.5/4	15		
CC2.5/10	5		
CC2.5/50	20		

Part Number	Qty.	Part Number	Qty.

Part Number	Qty.	Part Number	Qty.
ES1xx	100		
ES4xx	100		
ES7xx	50		

Part Number	Qty.	Part Number	Qty.
TF2	100	TSK3	100
TF2.3	100		
TSK1	100		

With Symbol	Qty.	Without Symbol	Qty.

Part Number	Qty.	Part Number	Qty.
GM	50	GM3	50
GM1-1	25		
GM1-2	25		
GM2-2	25		

Part Number	Qty.	Part Number	Qty.
DG10/5	440		
DG10/5T	440		
MT10/5	500		

Voltage, V ~	Current, A	Cross Section
500	24	2.5 mm <sup>2</sup>
300	20	AWG 26 - 12
400	21.5	

0.2 - 4 mm <sup>2</sup>
0.2 - 4 mm <sup>2</sup>
0.5 - 1.5 mm <sup>2</sup>
AWG 24 - 12
9 - 10 mm
0.4 - 0.6 Nm
0.6 x 3.5

6/3
1/A3
IP 20/ -

Terminal	Qty.	End Plate	Qty.
ERD2.5VBEIGE	20	EP4BEIGE	25
ERD2.5VGREY	20	EP4GREY	25

Partition	Qty.	Partition	Qty.
		SP1	100

Part Number	Qty.	Part Number	Qty.
CC2.5/2	25		
CC2.5/3	20		
CC2.5/4	15		
CC2.5/10	5		

Part Number	Qty.	Part Number	Qty.

Part Number	Qty.	Part Number	Qty.
ES1xx	100		
ES4xx	100		
ES7xx	50		

Part Number	Qty.	Part Number	Qty.
TF2	100	TSK3	100
TF2.3	100		
TSK1	100		

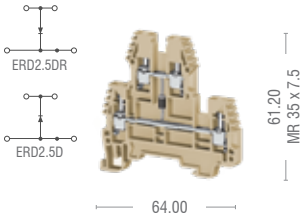
With Symbol	Qty.	Without Symbol	Qty.

Part Number	Qty.	Part Number	Qty.
GM	50	GM3	50
GM1-1	25		
GM1-2	25		
GM2-2	25		

Part Number	Qty.	Part Number	Qty.
DG10/5	440		
DG10/5T	440		
MT10/5	500		

## ERD2.5D (R)

Width: 5 mm



2.5 mm<sup>2</sup> Double Deck Terminal Block with Diode (R) : Reverse Diode For 35 mm DIN Rail

Voltage, V ~	Current, A	Cross Section
500	24	2.5 mm <sup>2</sup>
300	20	AWG 26 - 12
400	21.5	

0.2 - 4 mm <sup>2</sup>
0.2 - 4 mm <sup>2</sup>
0.5 - 1.5 mm <sup>2</sup>
AWG 24 - 12
9 - 10 mm
0.4 - 0.6 Nm
0.6 x 3.5

6/3
1/A3
IP 20/ -

1300 V
0.5 A
1 N 4007

Terminal	Qty.	End Plate	Qty.
ERD2.5DBEIGE	20	EP4BEIGE	25
ERD2.5DGREY	20	EP4GREY	25
ERD2.5DRBEIGE	20	EP4BEIGE	25
ERD2.5DRGREY	20	EP4GREY	25


Partition	Qty.	Partition	Qty.
		SP1	100

Part Number	Qty.	Part Number	Qty.
CC2.5/2	25		
CC2.5/3	20		
CC2.5/4	15		
CC2.5/10	5		
CC2.5/50	20		

Part Number	Qty.	Part Number	Qty.

Part Number	Qty.	Part Number	Qty.
ES1xx	100		
ES4xx	100		

Part Number	Qty.	Part Number	Qty.
TF2	100	TSK3	100
TF2.3	100		
TSK1	100		

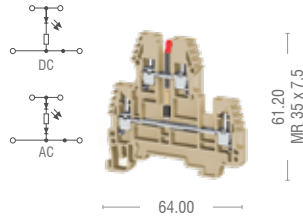
With Symbol	Qty.	Without Symbol	Qty.

Part Number	Qty.	Part Number	Qty.
GM	50	GM3	50
GM1-1	25		
GM1-2	25		
GM2-2	25		

Part Number	Qty.	Part Number	Qty.
DG10/5	440		

## ERD2.5LD

Width: 5 mm



2.5 mm<sup>2</sup> Double Deck Terminal Block with LED and Diode XX : 24AC/DC, 48AC/DC, 110AC/DC, 220AC/DC For 35 mm DIN Rail

Voltage, V ~	Current, A	Cross Section
	24	2.5 mm <sup>2</sup>
	20	AWG 26 - 12
400	21.5	

0.2 - 4 mm <sup>2</sup>
0.2 - 4 mm <sup>2</sup>
0.5 - 1.5 mm <sup>2</sup>
AWG 24 - 12
9 - 10 mm
0.4 - 0.6 Nm
0.6 x 3.5

6/3
1/A3
IP 20/ -

1300 V
0.5 A
1 N 4007

Terminal	Qty.	End Plate	Qty.
ERD2.5LDXXBEIGE	20	EP4BEIGE	25
ERD2.5LDXXGREY	20	EP4GREY	25


Partition	Qty.	Partition	Qty.
		SP1	100

Part Number	Qty.	Part Number	Qty.
CC2.5/2	25		
CC2.5/3	20		
CC2.5/4	15		
CC2.5/10	5		
CC2.5/50	20		

Part Number	Qty.	Part Number	Qty.

Part Number	Qty.	Part Number	Qty.
ES1xx	100		
ES4xx	100		

Part Number	Qty.	Part Number	Qty.
TF2	100	TSK3	100
TF2.3	100		
TSK1	100		

With Symbol	Qty.	Without Symbol	Qty.

Part Number	Qty.	Part Number	Qty.
GM	50	GM3	50
GM1-1	25		
GM1-2	25		
GM2-2	25		

Part Number	Qty.	Part Number	Qty.
DG10/5	440		



## MINIATURE CIRCUIT BREAKERS

Effective Protection and Isolation is at the very heart of good electrical engineering. IMO offers a comprehensive range of modular low-voltage devices to provide protection from Over-Current, Short-Circuit and Earth Leakage faults, alongside power Isolation.

Our MCB range includes standard 10kA and 6kA devices, alongside miniaturised single module 1+N units rated at 4.5kA. The full range of standard trip-curves and current ratings is available, along with the possibility to create customised trip-curve and current options. Offering protection from both Over-Current and Short-Circuit they are ideal for protecting equipment and wiring from high current situations.

IMO RCDs (aka RCCBs) are designed to rapidly disconnect power upon detecting an Earth-Leakage fault, protecting personnel from the most common cause of electrical injuries, shocks and fatalities both in industry and at home.

Our flagship RCBO devices combine the features of our MCBs and RCDs to provide an all-in-one solution to protecting both equipment and personnel from the effects of electrical faults.

Finally, we offer a range of MCB style isolators to provide a safe, efficient means of disconnecting power.

- Wide range covering common overcurrent, short-circuit, earth leakage and isolation requirements
- Range of accessories including auxiliary/signal contacts, shunt and undervoltage trips and safety lock offs
- Available as part of our Value Added Sub-Assembly service
- Custom designs available for non-standard applications
- Third Party Approval Certifications



Scan this QR code using your smartphone to view our **Miniature Circuit Breakers**