

6 mm² Feed Through Terminal Block
For 35mm DIN Rail

Voltage, V ~	Current, A	Cross Section
630	41	6 mm ²
600	50	AWG 26 - 8
630	41	6 mm ²
600	40	AWG 28 - 8
630	41	

0.2 - 10 mm ²
0.2 - 10 mm ²
0.5 - 4 mm ²
AWG 24 - 8
10 - 12 mm
0.8 - 1.2 Nm
0.8 x 4

8/3
1/B5
IP 20/-

Terminal	Qty.	End Plate	Qty.
ER6BEIGE	100	EP2.5-10BEIGE	100
ER6GREY	100	EP2.5-10GREY	100
ER6BLUE	100	EP2.5-10BLUE	100
ER6GREEN	100	EP2.5-10GREEN	100
ER6YELLOW	100	EP2.5-10YELLOW	100
ER6RED	100	EP2.5-10RED	100
ER6BLACK	100	EP2.5-10BLACK	100
ER6WHITE	100	EP2.5-10WHITE	100
ER6ORANGE	100	EP2.5-10ORANGE	100
ER6BROWN	100	EP2.5-10BROWN	100

Small Partition	Qty.	Large Partition	Qty.
SP1	100	SP2.5-10	25

Part Number	Qty.	Part Number	Qty.
CC6/2	25	BB6/2	25
CC6/3	20	BB6/3	20
CC6/4	15	BB6/4	15
CC6/10	5	BB6/10	5

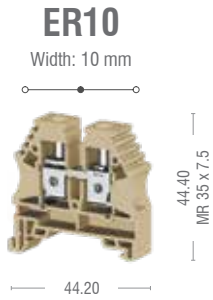
Part Number	Qty.	Part Number	Qty.
ES1xx	100		
ES4xx	100		
ES7xx	50		
ES3xx	100		

Part Number	Qty.	Part Number	Qty.
TF2	5	TSK7	5
TF2.3	5	IKT28	5
TSK1	5		

With Symbol	Qty.	Without Symbol	Qty.
WL1	25	WL2	25

Part Number	Qty.	Part Number	Qty.
GM	50	GM1-2	25
GM1-1	25	GM2-2	25
GM3	50		

Part Number	Qty.	Part Number	Qty.
DG10/5	440		
DG10/6	360		
DG10/8	260		



10 mm² Feed Through Terminal Block
For 35mm DIN Rail

Voltage, V ~	Current, A	Cross Section
630	57	10 mm ²
600	65	AWG 16 - 6
630	57	10 mm ²
600	65	AWG 16 - 6
630	57	

0.5 - 16 mm ²
0.5 - 16 mm ²
0.5 - 6 mm ²
AWG 20 - 6
10 - 12 mm
1.2 - 1.8 Nm
0.8 x 4

8/3
1/B6
IP 20/-

Terminal	Qty.	End Plate	Qty.
ER10BEIGE	100	EP2.5-10BEIGE	100
ER10GREY	100	EP2.5-10GREY	100
ER10BLUE	100	EP2.5-10BLUE	100
ER10GREEN	100	EP2.5-10GREEN	100
ER10YELLOW	100	EP2.5-10YELLOW	100
ER10RED	100	EP2.5-10RED	100
ER10BLACK	100	EP2.5-10BLACK	100
ER10WHITE	100	EP2.5-10WHITE	100
ER10ORANGE	100	EP2.5-10ORANGE	100
ER10BROWN	100	EP2.5-10BROWN	100

Small Partition	Qty.	Large Partition	Qty.
SP1	100	SP2.5-10	25

Part Number	Qty.	Part Number	Qty.
CC10/2	25	BB10/2	25
CC10/3	20	BB10/3	20
CC10/4	15	BB10/4	15
CC10/10	5	BB10/10	5


Part Number	Qty.	Part Number	Qty.
ES1xx	100		
ES4xx	100		
ES7xx	50		
ES3xx	100		

Part Number	Qty.	Part Number	Qty.
TF2	5	TSK7	5
TF2.3	5	IKT28	5
TSK1	5	TF4	5

With Symbol	Qty.	Without Symbol	Qty.

Part Number	Qty.	Part Number	Qty.
GM	50	GM1-2	25
GM1-1	25	GM2-2	25
GM3	50		

Part Number	Qty.	Part Number	Qty.
DG10/5	440	DG10/10	200
DG10/6	360		
DG10/8	260		



16 mm² Feed Through Terminal Block
For 35mm DIN Rail

Voltage, V ~	Current, A	Cross Section
750	76	16 mm ²
600	85	AWG 12 - 4
750	76	16 mm ²
630	71	

2.5 - 25 mm ²
4 - 25 mm ²
1.5 - 10 mm ²
AWG 14 - 4
12 - 14 mm
1.2 - 2 Nm
1 x 5.5

8/3
1/B7
IP 20/-

Terminal	Qty.	End Plate	Qty.
ER16BEIGE	50	EP16BEIGE	100
ER16GREY	50	EP16GREY	100
ER16BLUE	50	EP16BLUE	100
ER16GREEN	50	EP16GREEN	100
ER16YELLOW	50	EP16YELLOW	100
ER16RED	50	EP16RED	100
ER16BLACK	50	EP16BLACK	100
ER16WHITE	50	EP16WHITE	100
ER16ORANGE	50	EP16ORANGE	100
ER16BROWN	50	EP16BROWN	100

Small Partition	Qty.	Large Partition	Qty.
		SP16	25

Part Number	Qty.	Part Number	Qty.
CC16/2	25		
CC16/3	20		
CC16/4	15		
CC16/10	5		

Part Number	Qty.	Part Number	Qty.
ES1xx	100		
ES4xx	100		
ES7xx	50		
ES3xx	100		

Part Number	Qty.	Part Number	Qty.
TF4	5		
TSK8	5		
ITK32	5		

With Symbol	Qty.	Without Symbol	Qty.
WL3	25	WL3S	25

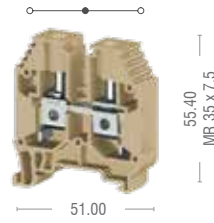
Part Number	Qty.	Part Number	Qty.
GM	50	GM1-2	25
GM1-1	25	GM2-2	25
GM3	50		

Part Number	Qty.	Part Number	Qty.
DG10/5	440	DG10/10	200
DG10/6	360		
DG10/8	260		

Main Terminals PV Series

ER16PV

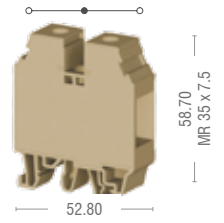
Width: 12 mm



16 mm² Feed Through Terminal Block
High Insulation for PV
For 35 mm DIN Rail

ER35PV

Width: 16 mm



35 mm² Feed Through Terminal Block
High Insulation for PV
For 35 mm and 32 mm G and DIN Rail



Electrical Ratings
CE (EN 60947-7-1)
cRUus
VDE (IEC 60947-7-1)
CSA
IECEX

Connection Data
Conductor cross section solid (min.-max.)
Conductor cross section stranded (min.-max.)
2 conductors with same cross section, stranded, TWIN ferrules with plastic sleeve, (min.-max.)
AWG Conductor
Insulation Stripping Length
Torque (min.-max.)
Screwdriver

Technical Data
Rated Impulse Voltage
Insulation material group / Gauge pin code according to IEC 60947-1
Protection class / Protection conductor type

Ordering Data	
<ul style="list-style-type: none"> Beige Grey Blue 	

Seperation Plate

Cross Connection - Comb Connection

Control Terminal

End Bracket	
xx: Beige or Grey	

Test Plug and Sockets

Warning Label	
Available in White and Yellow	

Group Marking

Unprinted Markers

Voltage, V ~	Current, A	Cross Section
750	76	16 mm ²
1000	85	AWG 12 - 4

2.5 - 25 mm ²
4 - 25 mm ²
1.5 - 10 mm ²
AWG 14 - 4
12 - 14 mm
1.2 - 2.0 Nm
1.0 x 5.5

8/3
1/B7
IP 20/ -

Terminal	Qty.	End Plate	Qty.
ER16PVBEIGE	50	EP16BEIGE	100
ER16PVGREY	50	EP16GREY	100
ER16PVBLUE	50	EP16BLUE	100

Small Partition	Qty.	Large Partition	Qty.
		SP16	25

Part Number	Qty.	Part Number	Qty.
CC16/2	25		
CC16/3	20		
CC16/4	15		
CC16/10	5		

Part Number	Qty.	Part Number	Qty.
ES1xx	100		
ES4xx	100		
ES7xx	50		

Part Number	Qty.	Part Number	Qty.
ES1xx	100		
ES4xx	100		
ES7xx	50		

Part Number	Qty.	Part Number	Qty.

With Symbol	Qty.	Without Symbol	Qty.

Part Number	Qty.	Part Number	Qty.

Part Number	Qty.	Part Number	Qty.
DG10/10	200		

Voltage, V ~	Current, A	Cross Section
750	125	35 mm ²
1000	115	AWG 12 - 2

1.5 - 50 mm ²
1.5 - 50 mm ²
1.5 - 16 mm ²
AWG 16 - 2
16 - 18 mm
2.5 - 3.5 Nm
1.2 x 6.5

8/3
1/B9
IP 20/ -

Terminal	Qty.	End Plate	Qty.
ER35PVBEIGE	40		
ER35PVGREY	40		
ER35PVBLUE	40		

Small Partition	Qty.	Large Partition	Qty.
		SP35P	10

Part Number	Qty.	Part Number	Qty.
CC35/2	25		
CC35/3	20		
CC35/4	15		
CC35/10	5		

Part Number	Qty.	Part Number	Qty.
ES1xx	100		
ES4xx	100		
ES7xx	50		

Part Number	Qty.	Part Number	Qty.
ES1xx	100		
ES4xx	100		
ES7xx	50		

Part Number	Qty.	Part Number	Qty.

With Symbol	Qty.	Without Symbol	Qty.

Part Number	Qty.	Part Number	Qty.

Part Number	Qty.	Part Number	Qty.
DG10/10	200		