







TOPJOB® S

Through/Ground Conductor/Shield and Ex Terminal Blocks 2.5 (4) mm²

2002 Series

0.25 - 2.5 (4) mm ² ① AWG 22 - 12 800 V/8 kV/3 ② I _N 24 A (32 A) Terminal block width 5.2 mm / 0.205 in  10 - 12 mm / 0.43 in ③	0.25 - 2.5 (4) mm ² ① AWG 22 - 12 800 V/8 kV/3 ② I _N 24 A (32 A) Terminal block width 5.2 mm / 0.205 in  10 - 12 mm / 0.43 in ③	0.25 - 2.5 (4) mm ² ① AWG 22 - 12 800 V/8 kV/3 ② I _N 24 A (32 A) Terminal block width 5.2 mm / 0.205 in  10 - 12 mm / 0.43 in ③
---	--	--



Item No.	Pack. Unit	Item No.	Pack. Unit	Item No.	Pack. Unit
2-conductor through terminal block		3-conductor through terminal block		4-conductor through terminal block	
gray ⑤ 2002-1201 ⑤	100	gray ⑤ 2002-1301 ⑤	100	gray ⑤ 2002-1401 ⑤	100
blue ⑤ 2002-1204 ④ ⑤	100	blue ⑤ 2002-1304 ④ ⑤	100	blue ⑤ 2002-1404 ④ ⑤	100
orange ⑤ 2002-1202 ⑤	100	orange ⑤ 2002-1302 ⑤	100	orange ⑤ 2002-1402 ⑤	100
red ⑤ 2002-1203 ⑤	100	red ⑤ 2002-1303 ⑤	100	red ⑤ 2002-1403 ⑤	100
black ⑤ 2002-1205 ⑤	100	black ⑤ 2002-1305 ⑤	100	black ⑤ 2002-1405 ⑤	100
yellow ⑤ 2002-1206 ⑤	100	yellow ⑤ 2002-1306 ⑤	100	yellow ⑤ 2002-1406 ⑤	100
2-conductor ground terminal block		3-conductor ground terminal block		4-conductor ground terminal block	
green-yellow ⑤ 2002-1207 ⑤	100	green-yellow ⑤ 2002-1307 ⑤	100	green-yellow ⑤ 2002-1407 ⑤	100
		3-conductor shield terminal block		4-conductor shield terminal block	
		white 2002-1308	100	white 2002-1408	100
Other terminal blocks with the same profile:		Other terminal blocks with the same profile:		Other terminal blocks with the same profile:	
Diode 2002-1211/1000-411	Page 82	Diode 2002-1311/1000-411	Page 82	Diode 2002-1411/1000-411	Page 82
		LED 2002-1321/1000-434	Page 82	LED 2002-1421/1000-434	Page 82
				Double-potential 2002-1441	Page 15
Item-Specific Accessories		Item-Specific Accessories		Item-Specific Accessories	
End and intermediate plate, 0.8 mm thick		End and intermediate plate, 0.8 mm thick		End and intermediate plate, 0.8 mm thick	
orange 2002-1292	100 (4x25)	orange 2002-1392	100 (4x25)	orange 2002-1492	100 (4x25)
gray 2002-1291	100 (4x25)	gray 2002-1391	100 (4x25)	gray 2002-1491	100 (4x25)
Separator, oversized, 2 mm thick		Separator, oversized, 2 mm thick		Separator, oversized, 2 mm thick	
orange 2002-1294	100 (4x25)	orange 2002-1394	100 (4x25)	orange 2002-1494	100 (4x25)
gray 2002-1293	100 (4x25)	gray 2002-1393	100 (4x25)	gray 2002-1493	100 (4x25)
Ex e/Ex i separator, orange, 3 mm thick		Ex e/Ex i separator, orange, 3 mm thick		Ex e/Ex i separator, orange, 3 mm thick	
90 mm 209-190	50 (2x25)	120 mm 209-191	50 (2x25)	120 mm 209-191	50 (2x25)

2002 Series Accessories

Appropriate marking systems: WMB/Marking strips/WMB Inline (see Section 13)

Insulation stop,	Push-in type jumper bar, insulated,	Push-in type jumper bar, insulated,
5 pcs/strip, 0.25 - 0.5 mm ² light gray 2002-171 200 (8x25)	⑥ I _N 25 A, light gray 2-way 2002-402 200 (8x25) 3-way 2002-403 200 (8x25) 4-way 2002-404 200 (8x25) 5-way 2002-405 100 (4x25) 6-way 2002-406 100 (4x25) 7-way 2002-407 100 (4x25) 8-way 2002-408 100 (4x25) 9-way 2002-409 100 (4x25) 10-way 2002-410 100 (4x25)	I _N 25 A, light gray from 1 to 3 2002-433 200 (8x25) from 1 to 4 2002-434 200 (8x25) from 1 to 5 2002-435 100 (4x25) from 1 to 6 2002-436 100 (4x25) from 1 to 7 2002-437 100 (4x25) from 1 to 8 2002-438 100 (4x25) from 1 to 9 2002-439 100 (4x25) from 1 to 10 2002-440 100 (4x25)
Insulation stop, 5 pcs/strip, 0.75 - 1 mm ² dark gray 2002-172 200 (8x25)		
Protective warning marker, with high-voltage symbol, black, for 5 terminal blocks yellow 2002-115 100 (4x25)		