



Strip conductor to 9 - 10 mm.





Conductor termination: Open clamping unit using the lever and insert conductor.




Then lower lever to close the clamp.



Wiring fine-stranded conductors in a junction box.



Individual design of low-voltage lighting systems.



Connecting pre-wired and pre-fabricated components; e.g., modular assemblies used in mobile homes.



Lighting fixture connected with flexible power feed.

CAGE CLAMP® clamps the following copper conductors:*

- solid
- stranded

fine-stranded, also with tinned single strands

fine-stranded, tip-bonded

fine-stranded, with ferrule ❶ (gastight crimped)

fine-stranded, with pin terminal (gastight crimped)

* For aluminum conductors, see notes in Section 14.

❶ When using ferrules, the max. conductor cross section accommodated is one size smaller than max. rating of terminal block.

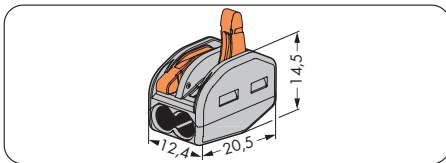
COMPACT Splicing Connectors for All Conductor Types 222 Series

0.08-2.5 mm ² "s+st" 0.08-4 mm ² "f-st" 400 V/4 kV/2 ① I _N 32 A 9 - 10 mm / 0.37 in ②	AWG28-14 "s+f-st" AWG28-12 "f-st" 600 V, 20 A [Ⓜ]	0.08-2.5 mm ² "s+st" 0.08-4 mm ² "f-st" 400 V/4 kV/2 ① I _N 32 A 9 - 10 mm / 0.37 in ②	AWG28-14 "s+f-st" AWG28-12 "f-st" 600 V, 20 A [Ⓜ]
--	--	--	--

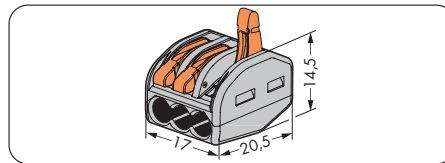


- ① in grounded power lines
400 V = rated voltage
4 kV = rated surge voltage
2 = pollution degree
(also see Section 14)
- ② Strip length, see packaging or instructions.

Color	Item No.	Pack. Unit	Color	Item No.	Pack. Unit
COMPACT splicing connector, 2-conductor connector, with levers, max. continuous service temperature 85°C			COMPACT splicing connector, 3-conductor connector, with levers, max. continuous service temperature 85°C		
gray	222-412	500 (10x50)	gray	222-413	500 (10x50)



Dimensions in mm



Dimensions in mm



COMPACT splicing connectors

Tool-free connection of up to 5 stripped fine-stranded conductors from 0.08 to 4 mm²/AWG 28 - 12, solid or stranded conductors up to 2.5 mm²/AWG 14.

This is how it works:

Open the clamping unit using the integrated orange lever actuator so that the lever engages and keeps the clamp in its opened position. The conductor can now be inserted, then the lever can be returned to its rest position, flush with the connector housing.

The safety:

The specially designed rest position of the lever reliably prevents accidental unclamping of a connected conductor. Application safety, for any type of conductor (solid, stranded, fine-stranded), is confirmed by approvals like ENEC and UL.

ENEC is the European mark for electrical products that demonstrates compliance with European safety standards. The ENEC mark is subjected to the same EN standards as the VDE mark.

While the VDE mark is only permitted in Germany, the ENEC mark is accepted in more than 20 European countries.



Color	Item No.	Pack. Unit
COMPACT splicing connector, 5-conductor connector, with levers, max. continuous service temperature 85°C		
gray	222-415	400 (10x40)
Dimensions in mm		

Certification organizations can be found in the overview on pages 622 and 623.