


### Dimmer Switch – Leading Edge, Push Type

- Leading edge dimmer suitable for use with CFL and LED dimming
- Suitable for use with good quality electronic or wire wound transformers. Can also be used with good quality mains voltage halogen lamps incorporating GU10 bases
- Manufactured to BS EN 60669-2-1
- Minimum mounting box depth – 25mm
- 10mm spacer available to provide additional wiring space (817 – Sq, 818 – Rect)



884P



882P



Round Edge	Square Edge	Description	Inner Carton	Outer Carton
881P	981P	Single, 2 way push on/off 400W	10	100
882P	982P	Double, 2 way push on/off 400W	10	100
883P	983P	Triple, 2 way push on/off 400W	5	50
884P	984P	Quadruple, 2 way push on/off 400W	5	50

### Dimmer Switch – Intelligent Trailing Edge, Push Type


- Intelligent trailing edge dimmer suitable for LED, halogen, CFL and incandescent lamps
- Soft start, smooth dimming control and silent operation
- 2 Way push on/off with rotary control
- Overload protection
- Clearly marked terminals with backed out captive screws for easy installation
- Terminal capacity 3 x 1mm<sup>2</sup>, 2 x 1.5mm<sup>2</sup> & 1 x 2.5mm<sup>2</sup>
- Manufactured to BS EN 60669-2-1
- Minimum mounting box depth 25mm
- 200-250V AC



882



Round Edge	Square Edge	Description	Inner Carton	Outer Carton
881	981	Single, 2 way push on/off (20-200W/5-100W LED)	10	100
882	982	Double, 2 way push on/off (20-200W/5-100W LED)	10	100
883	983	Triple, 2 way push on/off (20-200W/5-100W LED)	5	50
884	984	Quadruple, 2 way push on/off (20-200W/5-100W LED)	5	50



### Intelligent Dimmer Switch Product Specification

Voltage	200-250AC 50/60Hz
<b>Load Ratings (Max/Min per module)</b>	
Tungsten/Incandescent	20-200W
Eco-Halogen	20-200W
Halogen Lamp (Mains Voltage)	20-200W
Halogen Lamp (Low Voltage 12V)	20-200W
Dimmable LED	5-100W
Dimmable Compact Fluorescent (CFL)	5-100W
Soft Start	1.2 seconds to 100%
Type	Trailing Edge

### Replacement Modules

Product Code	Description
DM400AP	2 way leading edge dimmer module, 400W
DMSW8A/2W	2 way push on/off switch, dummy dimmer, 100W
DMTR	2 way trailing edge intelligent dimmer module, 200W




DM400AP

### Fan Controller

- Manufactured to BS EN 60669-2-1
- Minimum mounting box depth – 35mm
- 10mm spacer available to provide wiring space (817 – Sq)



887



987


Round Edge	Square Edge	Description	Inner Carton	Outer Carton
887	987	Single, 1 way rotary, 100W (export only)	10	100

### Round Pin & Export Socket Outlets

- 2/5/15A Manufactured to BS 546
- Minimum mounting box depth: 2/5/16 Amp – 25mm; 15A – 35mm




828



829



829S



994

Round Edge	Square Edge	Description	Inner Carton	Outer Carton
828	928	Single, 2 Amp unswitched socket, round pin	10	100
829	929	Single, 5 Amp unswitched socket, round pin	10	100
829S	-	Single, 5 Amp, switched socket, round pin	5	50
-	994	Double 16 Amp Euro socket (unshuttered)	10	100
-	995	Single 16 Amp Euro socket with switch	10	100
897	997	Single 16 Amp shuttered Euro socket	10	100
898	-	Double 16 Amp shuttered Euro socket	10	100
899	999	Single 15 Amp switched socket, round pin	10	100

### 16 Amp Hotel Key Card Switch

- 50 x 50mm Euro Module with locator LED
- Load rating – 1800W for incandescent, 800W for fluorescent
- 30 second power-off delay
- Mounting box depth – 47mm
- Colour coded terminals with backed-out captive screws
- Designed and manufactured to BS EN60669-4
- Supplied as kit of Euro Module components



8KYCSW

Round Edge	Description	Inner Carton	Outer Carton
8KYCSW*	16 Amp, hotel key card switch	5	100

**POWER AT WORK**

Pro-XT is the professionals choice for Portable Power. Developed as the first globally viable portable power offer for trade.

masterplug/proxt.com