


45 Amp Double Pole Switches

- Cooker control units manufactured to BS4177
- Double pole switches to BS EN 60669-1
- Minimum mounting box depth – 47mm
- L & N terminal capacity 4 x 4.0mm², 3 x 6.0mm² & 1 x 16.0mm²
- E terminal capacity 3 x 4.00mm², 3 x 6.0mm² & 1 x 6.0mm²
- 10mm spacer available to provide additional wiring space (817 – Sq, 818 – Rect)

| Round Edge | Square Edge | Description | Inner Carton | Outer Carton |
|------------|-------------|-----------------------------|--------------|--------------|
| 872 | 972 | Large plate with indicator | 5 | 50 |
| 873 | 973 | Large plate | 5 | 50 |
| 874 | 974 | Single plate with indicator | 10 | 100 |
| 875 | 975 | Single plate | 10 | 100 |



974



45 Amp Cooker Control Unit

- Cooker control units manufactured to BS4177
- Double pole switches to BS EN 60669-1
- Minimum mounting box depth – 47mm
- L & N terminal capacity 4 x 4.0mm², 3 x 6.0mm² & 1 x 16.0mm²
- E terminal capacity 3 x 4.00mm², 3 x 6.0mm² & 1 x 6.0mm²
- 10mm spacer available to provide additional wiring space (817 – Sq, 818 – Rect)

| Round Edge | Square Edge | Description | Inner Carton | Outer Carton |
|------------|-------------|---|--------------|--------------|
| 870 | 970 | Cooker control unit with 13 Amp socket and indicators | 5 | 50 |
| 871 | 971 | Cooker control unit with 13 Amp socket | 5 | 50 |



870



45 Amp Cooker Outlet

- Terminal capacity outlet 2 x 10mm²
- Cable entries in bottom edge
- Manufactured to BS 5733



Internal view




879

| Round Edge | Square Edge | Description | Inner Carton | Outer Carton |
|------------|-------------|---------------------------------|--------------|--------------|
| 879 | 979 | Flex outlet plate, bottom entry | 10 | 100 |

25 Amp Flex Outlet Plate

- Cable entry at lower edge, with removable reducer, and reversible cord-grip
- Terminal capacity 3 x 2.5mm² & 1 x 4.0mm²
- Minimum mounting box depth – 25mm
- Manufactured to BS 5733



858 – internal view



858

| Round Edge | Square Edge | Description | Inner Carton | Outer Carton |
|------------|-------------|---------------------------------|--------------|--------------|
| 858 | 954 | Flex outlet plate, bottom entry | 10 | 100 |

20 Amp & 32 Amp Double Pole Switches

- 20 Amp terminal capacity 3x 2.5mm², 2 x 4.0mm² & 1 x 6.0mm²
- 32 Amp terminal capacity 2x 10mm² & 1 x 10mm² earth
- Colour coded terminals with captive backed out screws
- Manufactured to BS EN 60669-1
- Minimum mounting box depth – 25mm
- Square edge has flex outlet with knock-out and reversible cord grip in bottom edge. Rounded edge cable entry at lower edge, with removable blanking piece, and reversible cord-grip

| Round Edge | Square Edge | Description | Inner Carton | Outer Carton |
|------------|-------------|--|--------------|--------------|
| 830 | 930 | 20 Amp | 10 | 100 |
| 831 | 931 | 20 Amp with indicator | 10 | 100 |
| 832 | - | 20 Amp with flex outlet | 10 | 100 |
| 832WH | 932 | 20 Amp, marked water heater with flex outlet | 10 | 100 |
| 833 | - | 20 Amp with indicator and flex outlet | 10 | 100 |
| 833WH | 933 | 20 Amp, marked water heater, indicator & flex outlet | 10 | 100 |
| 834 | 934 | 32 Amp with indicator (export only) | 10 | 100 |



930



933



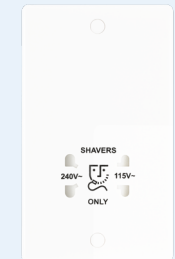
832WH

831

Shaver Socket

- Terminal capacity 3 x 2.5mm² & 2 x 4.0mm²
- Minimum mounting box depth 47mm
- Manufactured to BS EN 61558-1 and BS EN 61558-2-5

| Round Edge | Square Edge | Description | Inner Carton | Outer Carton |
|------------|-------------|-------------------------------------|--------------|--------------|
| 820 | 940 | 115/240V dual voltage shaver socket | 5 | 30 |



820



940

